

Teuco Guzzini S.p.A.
Via Virgilio Guzzini, 2
62010 Montelupone (MC) - Italy
T. 0039-0733-2201
F. 0039-0733-220391
www.teuco.com
teuco@teuco.it



teuco

teuco

spa@home itinerary

spa@home itinerary

EN 67101518900



teuco

water, steam and air: the ancient and noble culture of well-being: it was called a spa	2
spa@home. revolution or evolution?	4
spa@home itinerary. a genuine large spa, in the comfort of your own home.	6
saunas from East to West.	8
- arja, the Finnish sauna	10
the steam room. the warm embrace of steam.	16
- light xxl	18
- pasha	22
- light shower panel	30
sorgente bathtub. pleasure without boundaries.	32
- sorgente	34
mini-pools. well-being at its finest.	40
- seaside	48
- cheers	62
- mirror	82
- commercial	92
comparison table.	104
designer colours.	110
guarantees and service.	111



water, steam and air:
the ancient and noble
culture of well-being.
it was called a spa.

Water. A primary element, indispensable to life.

It is said - and has been scientifically proven - that where there is water in the universe, there may be life.

Consequently, water equals life. Mankind has always known by instinct, by experience. Then by culture.

Indeed, as civilizations developed, mankind discovered an aristocratic relationship with this primary element:

in the Steam Baths of the oldest cultures of the Near East, or the Roman Thermae.

Thermal baths were complex facilities, used for cleansing, but also for health reasons to heal and regenerate the body.

Ancient literature bears witness that these were places of well-being, relaxation, to achieve a healthy body and mind.


They were public, for men and women, a place for socialising.

Water and its treatment are a shared heritage of a humanity which at the time was wealthy and learned.

Fifteen dark and "dry" centuries followed. Water only quenched thirst, helped crops, fishing, defence, transportation, becoming a place of discord.

Then in the early 19th Century, with the introduction of running water in homes, water was once again a shared heritage. Yet for almost two centuries, it remained confined to mere hygiene: the household bathroom was nothing more than a service facility, leaving us orphans of that ancient, noble culture of water as a source of health and well-being for both body and spirit.

We all know how necessary this return to tradition was.



spa@home revolution or evolution?

It is the imagination and the recklessness of an entrepreneur and his staff who during the second half of the 20th Century studied and pursued the possibility of giving water back its ancient aristocracy.

This is how Teuco came into being, with the mission of giving the 20th Century man back the chance to enjoy the sophisticated benefits - both physical and spiritual - of the most extraordinary wealth of all: water.

The bathroom finally steps away from the ghetto of "household amenity" and becomes, or goes back to being, that "place of well-being", of relaxation that our predecessors knew so well.

A wealthier society, yet one which is more individualistic, now imposes that this place be set in a private setting. So Teuco has studied and developed technologies and materials for almost half a century, registering more than 60 patents, studying the homes of 5 continents, the habits and behaviours of their inhabitants, to offer and grant access to the privilege of a SPA within the comfort of every individual's home, to suit all time constraints and lifestyles, and all body types.

It is no exaggeration to state that with Teuco, with its inventions and its technology, the bathroom has entered the third era, evolving from a mere service facility to a place of well-being.

It is not a revolution as such, but rather the retrieval into the domestic sphere of an ancient and aristocratic relationship between mankind and water.



spa@home itinerary.

a genuine large spa, in the comfort of your own home.

Spa@Home is a genuine system because it makes it possible to create all types of "well-being treatments" which have been handed down from one generation to the next over the years and for which we draw our inspiration from various cultures from all four corners of the globe.

Spa@Home products incorporate Teuco's special technology for whirlpools, large bathtubs and mini-pools, the Turkish bath, as well as sounds and scents: a host of "tools" that help all five senses take part in the pleasure of pampering yourselves.

Since "well-being" is the inspiring principle behind Spa@Home, design is a core value of every product: Spa@Home is in fact a journey that begins in our homes and redefines its character and its personality, to become a genuine furnishing system designed to express and convey the culture and styling preferences of the home's inhabitants.



saunas

from East to West.

The sauna plays the starring role in any Spa without a doubt: it is a setting where the temperature is raised and the humidity level is concurrently managed.

There are two main types of Sauna:

- The Finnish Sauna or Dry Sauna
- The Turkish Bath or Steam Room

THE FINNISH SAUNA

It is a typical practice in the Far North and in Western cultures. Here, the air temperature is raised, while the humidity is kept at very low levels (10-20%).

This means the body can be exposed to very high temperatures (above 80°C even) with **especially beneficial effects on perspiration, vasodilation and relaxation.**

The wood used to clad the interior of the cabin and the essences which can be released inside complete the enjoyable feeling of being in a warm embrace.

THE BIOSAUNA

Teuco's Finnish Sauna also incorporates the Biosauna function that combines dry heat with steam. The temperature reaches up to 50°C and the humidity is between 65% and 70%.

Practically, you get two saunas in one. The Biosauna function means **you benefit from both methods:** increased skin perspiration which expels impurities and exfoliates it, keeping it soft and moisturised, a rise in your metabolism, reinforcing the immune system and an improved peripheral circulatory system.

THE TURKISH BATH

The beneficial effects of steam baths on the health were already well-known in the oldest civilisations of the Near East. They were referred to as *Hammam* (which means *to heat*) and involved walking through rooms at different temperatures, where it was nonetheless rather difficult to keep the temperature uniform and constant. The Turkish Bath designed by Teuco is a genuine steam room: a room saturated with steam (100% humidity) where a special **air recirculation system** keeps the **temperature inside the cabin uniform and constant at all times, both at foot and at head level.** In this treatment too, the beneficial effects of increased perspiration are evident: enveloped by a hot cloud of steam, an extensive assortment of pleasurable sensations afford the purification of the body, of the respiratory tract, and of the spirit.



arja



Finnish sauna - **arja**

arja: much more than just a sauna.

DESIGN AND CHARACTERISTICS

Arja was conceived in Teuco's Style Centre: strikingly simple and at the same time stylish and sophisticated, with its alternating glass and wooden walls, it draws its inspiration from Scandinavian style where Dry Saunas are part and parcel of everyday culture. Thanks to its linear design, it blends in with any style of interior décor, without disturbing the styling balance. Arja is clad entirely with cedar-wood sourced from North European forests. Inside, it is equipped with benches and accessories in Abachi heat-treated wood which match the exterior to perfection. In an ideal spa experience, Arja should be associated with a shower, a large designer bathtub or a mini-pool.

BIOSAUNA

An important feature of the technology featured by Arja is that it can accommodate a Biosauna, namely the possibility of combining the characteristics of both a dry sauna with those of a steam bath. Indeed, when the **Biosauna** function is activated, the temperature never exceeds 50°C and the humidity is around 65-70%. This makes it possible to combine the benefits of both Finnish sauna and steam room treatments, specifically:

- it cleanses the skin, thanks to the perspiration mechanism which opens up the pores and eliminates impurities,
- it facilitates skin exfoliation, making it immediately softer and moisturised;
- it speeds up the metabolism
- it reinforces the immune system,
- it is beneficial to the peripheral circulatory system.

A Biosauna can be used as a preliminary treatment to acclimatise the body for subsequent sessions of a Finnish Sauna. It is ideal for those who prefer **milder temperatures** than those required for an efficient dry sauna, but at the same time do not want to relinquish reaping its benefits.

CROMOEXPERIENCE

Arja is supplied standard with the "Chromotherapy" function, allowing you to choose your favourite colour inside the sauna cabin. It has been scientifically proven that certain colours affect our moods significantly. Chromotherapy thus completes the beneficial effects of the Finnish Sauna and Biosauna.

SCENTED INTERIOR

The natural wood used to clad the interior of Arja releases a pleasant fragrance, which is enhanced by the heat during treatment. Yet Arja also comes with a special diffuser, which is situated at the top of the stove, where users can introduce balsamic essences to enhance the cabin interior with the desired fragrance. This also contributes towards the beneficial effects of this treatment, involving yet another one of our senses: the sense of smell.



Finnish sauna - **arja** design and technology made in Italy.

TREATMENT CHARACTERISTICS

- The heat inside the cabin is generated by a stove with lava rock, which rapidly heats the setting to a temperature of 70-100°C.
- The humidity does not exceed 20%.
- The stove has a dual function: it makes it possible to achieve a traditional dry sauna treatment or a Biosauna treatment

DIMENSIONS

To adapt to every type of space, Arja is available in a wide range of dimensions: from the small 150x100 and 180x120 cm versions, to the intermediate 200x150 cm, through to the largest cabin which measures 200x200 cm.

The intermediate and large cabins are available in two versions:

front door, front door and side window, 8 mm thick.

MADE IN ITALY

Like all other Teuco products, the Arja range of saunas are all made entirely in Italy:

from the design of technology through to the assembly process.

The total control of the production process guarantees the highest quality standards recognised world-wide.


ENVIRONMENTALLY-FRIENDLY CONSTRUCTION

All the timber used to build Teuco saunas are sourced from FSC and PEFC certified eco-friendly plantations.

All production processes have been developed in an environmentally-friendly way.

"CUSTOMISED" TREATMENT AND CONTROL PANEL

A touch screen control, situated outside the cabin, allows you to set the temperature, the humidity level as well as treatment time.



FS 3 - Front door 150x100 cm
FS 4 - Front door 180x120 cm
(pictured)



FS 5 - Front door 200x150 cm
FS 5 V Front door and side window 200x150 cm
(pictured)



FS 6 - Front door 200x200 cm
FS 6 V Front door and side window 200x200 cm
(pictured)

the steam room.

the warm embrace of steam.

AN ENJOYABLE, RELAXING AND
BENEFICIAL RITUAL

The term Hammam (Turkish bath) stems from the Turkish word “hamma”, which means to heat, and it identifies an experience through several concentrations of steam at various temperatures. Having a space like this in your own home, to pamper both body and mind, is no longer a dream. A Teuco steam room is the result of expertise that affords intense moments of relaxation, together with a host of benefits for your health.

A STEAM ROOM AT HOME:
A GREAT IDEA BY TEUCO

30 years ago, thanks to sophisticated electronics, Teuco introduced this ancient tradition in its shower enclosures.
This exclusive solution abides by all the principles of heat therapy.
This world record has since constantly evolved, to meet ever changing and growing needs and desires.

TAILOR-MADE WELL-BEING

Teuco offers two star products for the Steam Room.
Light XXL: Teuco’s latest new steam room product where glass plays the starring role. This product was designed in two dimensions to blend in seamlessly with any style.
Pasha: a personal space that is fully configurable, according to your individual requirements, both in terms of dimensions as well as the wide array of optionals available. A large steam room where you can enjoy all the benefits of steam, as you have always dreamed of.

A TRIBUTE TO YOUR SENSES

Your skin is purified and energised. But it’s not the only thing that benefits from steam. Thanks to the possibility of adding herbal essences, Pasha and XXL also stimulates your sense of smell: the fragrances improve your mood.
Cromoexperience, a coloured light system available in nine fixed shades along with white light, combining steam with a visual experience that can regenerate both your body and your mind.
The **Bluetooth Audio** function then accompanies your moments of profound relaxation or carefree fun with the right soundtrack.



light xxl



steam room - light xxl

pure shapes and a multi-sensory experience.

Fabio Lenci is behind the design of this supreme cult object: simple, decidedly minimal silhouettes, to leave the steam room function all its evocative power and blend in seamlessly with any interior décor. Available in two different sizes, Teuco's exclusive steam room has been designed to adapt to any setting. It is a kind of domestic recycling of the historic function of the Turkish Bath, a place to get together, chat, gossip and unwind.

REACHES THE IDEAL TEMPERATURE RAPIDLY

The innovative Light xxl steam room efficiently combines the functions of a shower enclosure with the comfort of a cabin, thanks to the **roof, which is minimalist and stylish**, and does not allow any heat to be dispersed while retaining all the steam inside the cabin. It affords the cocooning effect of a genuine steam room treatment, thanks to the power rating that varies from 5.5 kW for the 150 x 130 cm version to 6.5 kW for the 190 x 130 cm one, which **makes it possible quickly to reach the optimal temperature and achieve the right quantity of steam even in large-sized cabins such as this one.**

EXCLUSIVE AIR RECIRCULATION SYSTEM

Thanks **to the sophisticated air recirculation system**, which is exclusive to Teuco, **the temperature inside the cabin is kept constant and uniform throughout treatment.**

CUSTOMISABLE MULTI-SENSORY RELAXATION

The dual central shower head in the 190 cm version, which is built into the roof, with its soothing **raining effect**, contributes towards providing total relaxation combined with the **waterfall effect** that enhances the relaxing benefits on both body and mind. The customisable multi-sensory experience is also guaranteed by the built-in **Cromoexperience function, the Bluetooth sound system and the aromatherapy dispenser.**

THE PURITY OF GLASS

Light xxl stands out for its **lightness and pure shapes** thanks to the extensive use of glass - 8 mm thick for the door and 10 mm thick for the side panels - that makes an impression in any bathroom décor.

The main beneficial effects of the steam bath are as follows:

- vasodilation of the skin
- easier skin exfoliation
- improved condition of the upper respiratory tract
- reduction in peripheral vascular diseases
- muscle relaxation
- increased metabolism
- removal of acids and toxins, with a purifying effect on the body
- feeling of relaxation and consequent reduction in everyday stress levels



spa@home itinerary steam room

ANGELETTI-RUZZA *DESIGN*

pasha



steam room - pasha

dreams come true.

to the nearest centimetre.

Teuco allows you to create a unique space in your own home, a steam room that can be configured in every way. Yes, this is because Pasha offers you several configuration possibilities thanks to a **prefabricated structure** which can be fitted out with your chosen interior furnishings, with doors and glazing to suit the available space, control panels and a boiler. Its power rating, which varies between 2.5 and a generous 36 kW (for professional solutions), ensures an optimal temperature at all times, along with the right quantity of steam (100%). But that's not all. Thanks to the air recirculation system, a fan extracts the warm air and releases it continuously in a downwards direction: this makes sure the temperature remains uniform throughout the entire treatment.

INTERIOR FURNISHINGS

The Duralight® wash basins and seats make for a fully matching environment.

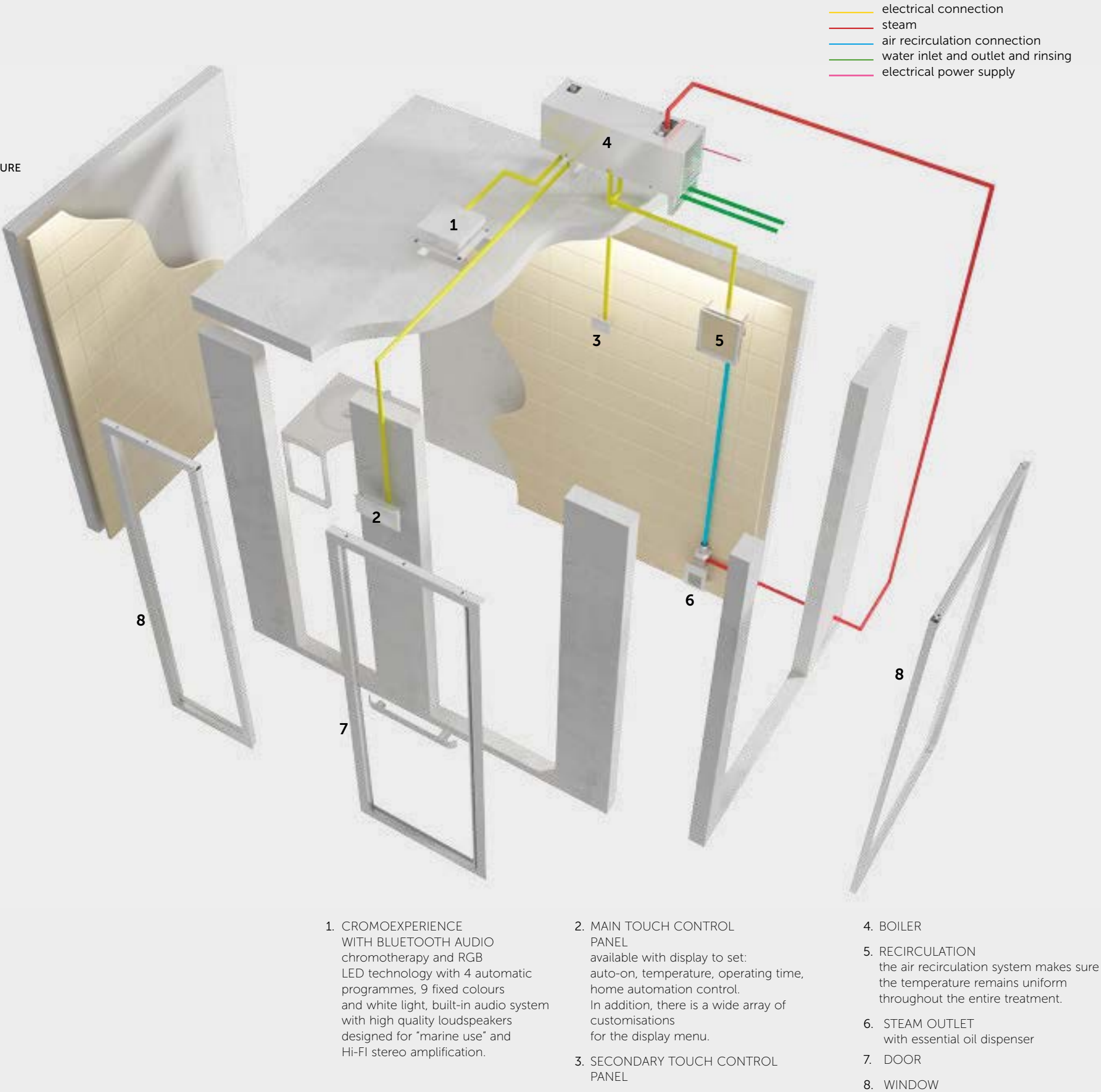
Wash basins



Seats



EXAMPLE OF PREFABRICATED STRUCTURE



everything you need to make room for Pasha.

PREFABRICATED STRUCTURE

Making your dreams come true has never been easier. Teuco has designed a prefabricated structure that allows you to create your very own home steam room, as simply as possible.

The **cabin** is made up of prefabricated modular high density EPS foam panels, 8 cm thick, previously shaped, with fittings. The prefabricated structure is rectangular shaped, and it includes all the perimeter walls.

Components supplied: walls and sloping roof, designed to accommodate one door, one window and accessories for the operation of the Turkish bath, (control panel, Cromoexperience with or without Bluetooth Audio, air recirculation and steam outlet), mesh for the levelling of adjacent panels and polyurethane glue. Corner tall unit included, designed to house specific Turkish bath components, such as the boiler, the recirculating fan and the steam outlet.

Floor: not supplied since the cabin is designed to be glued straight onto the concrete.

Installation: installation requires a small quantity of levelling compound and a waterproofing treatment.

Tiling: the cabin is supplied with levelling compound and is suitable for the subsequent application of mosaics or tiles measuring between 1 and 15 mm in thickness. The ceiling can be tiled or painted with humidity-proof products.

Included: aluminium plate inset beneath the levelling along the perimeter of the door and window and assembly kit consisting of the correct quantity of plastic disks and polyurethane glue.

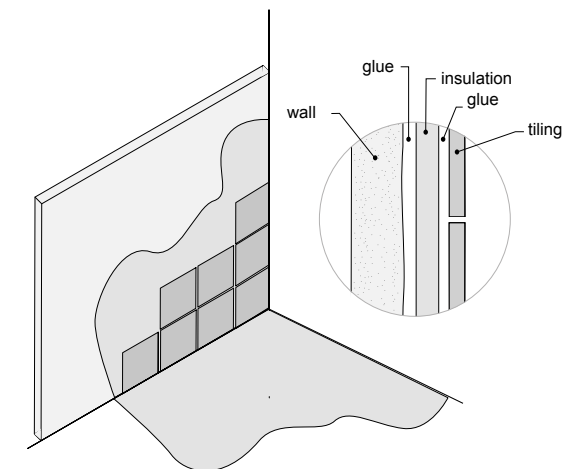


A FEW SIMPLE TIPS

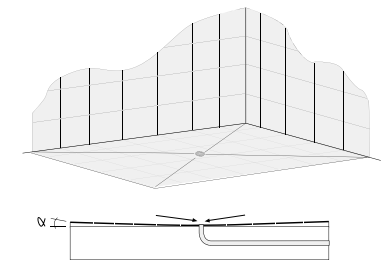
ON HOW TO INSTALL YOUR PASHA

The walls, and especially the floor, must be perfectly waterproofed.

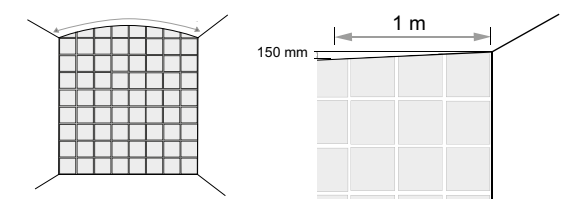
We recommend that you use Teuco insulation, which has been designed specifically for this purpose, together with the materials supplied together with it, to ensure cost-effective operation and optimal conditions of comfort. To cover the perimeter, the Teuco insulation kit includes: 3 cm thick sandwich panels with extruded polystyrene core, tiling mortar on both sides with fibreglass mesh reinforcement, eco-friendly mineral adhesive, mechanical fixings, polypropylene sealing tape and eco-friendly waterproofer.



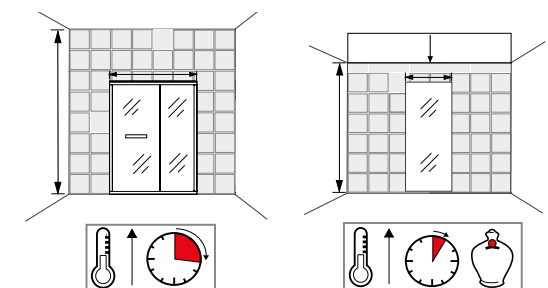
There should be a floor drain with siphon available and the floor should slope suitably to allow water and condensation to drain away.



The ceiling should be dome-shaped or have a slope of 150 millimetres per metre to avoid dripping condensation.



The internal height should be as low as possible, compatibly with the usage requirements and with the overall dimensions of doors, to reduce consumption levels and minimise the amount of time required to reach the desired temperature (recommended height: 210 - 235 cm).



steam room - pasha

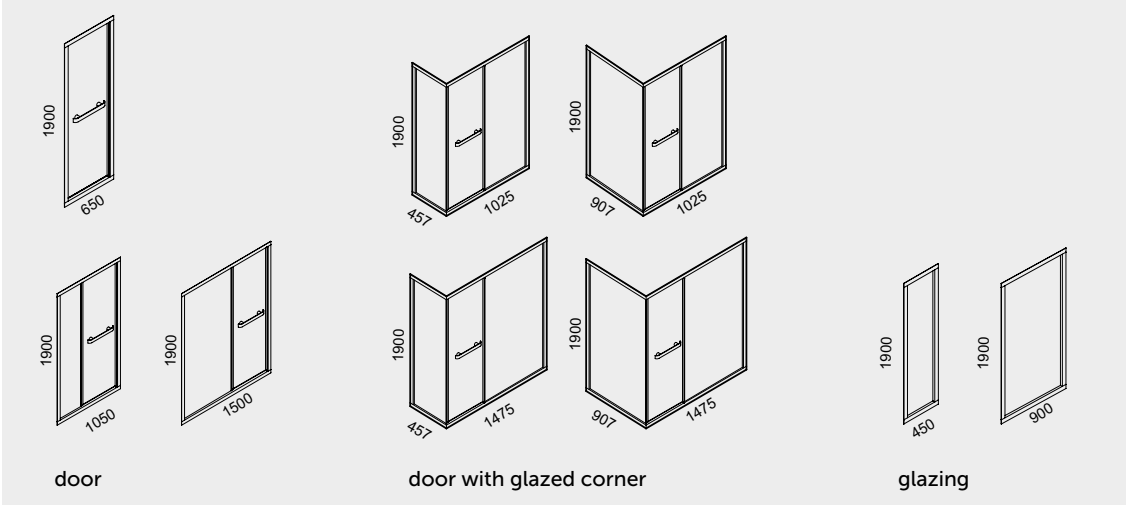
BOILER

Teuco gives you the chance to choose the power rating of the boiler in your Pasha: solutions range from 2.5 to a generous 36 kW (for professional usage) to ensure an optimal temperature (of between 45 and 50 °C) at all times and the right quantity of steam (100%).

- The boiler is made of stainless steel and it has the following features:
- automatic end-of-cycle rinsing system;
 - "intelligent" power adjustment: when your Pasha has reached the desired temperature, the boiler manages the electrical heating elements, turning them on individually and alternately. The temperature therefore remains constant, avoiding unnecessary ON/OFFs and sudden temperature drops; peak consumption values are consequently reduced;
 - home automation system interface capability;
 - designed to receive external alarms;
 - possibility of supplying several external appliances (between 1 and 4 depending on the power rating of the boiler, up to 200 W max, time-controllable): you can use the boiler to operate accessories, which can be turned on from the control panel and turned off either manually or using a timer;
 - possibility of controlling between 2 and 8 chromotherapy ceiling lights (depending on the power rating of the boiler);
 - simultaneous operation of both recirculating fan and steam outlet.



DOORS AND GLAZING

Teuco offers you a series of standard combinations for the door and glazing of your Pasha, as well as a host of customisable solutions. Finding the perfect combination for your setting is very simple.



THE MOST SUITABLE BOILER FOR YOUR SETTING

The power ratings specified in the table refer to Steam Rooms with insulation or built using a Teuco prefabricated structure. If there is no insulation, reduce the values specified in the table by 10%. The ratio of space to boiler is an advantage. For instance: a 2.5 kW boiler is recommended for a steam room of between 2 and 2.3 m³. In the latter case, compared to a steam room of 2 m³, it will take longer to reach the desired temperature, but the maximum energy consumption is considerably lower than that of a 3 kW boiler.

BOILER in kW	 VOLUME max m³	 VOLUME max m³
2.5	2	2.3
3	2.5	3.5
4.5	3.5	4.5
6	5	6.5
9	6.5	9.5
12	11	16
18	16	21
27	22	32
36	33	44

CONTROL PANELS

The main control panel features waterproof TOUCH technology, an icon-based menu, a high-visibility backlit display, daily and weekly programming settings and a polished stainless steel frame. You can also add a secondary TOUCH control panel to control the main functions, installing it either inside your Pasha or outside it depending on your usage requirements.

CROMOEXPERIENCE AND AUDIO

Light completes the feeling of well-being achieved with steam. The chromotherapy ceiling light features RGB LED technology with 4 automatic programmes, 9 fixed colours and white light. It is available with either a decorative Duralight® frame or a polished stainless steel frame. In addition, Pasha is available with an integrated audio system with high-quality speakers suitable for "marine use" and Hi-Fi stereo amplification with Bluetooth system.

steam room - light xxl shower panel an extra idea.

For a medium-sized Pasha, Teuco offers you a stylish and functional solution. In fact, you can use the Light equipped shower panel which incorporates a boiler, the air recirculation system, taps and three sections of massaging water. The equipped shower panel can also be accompanied with the Cromoexperience and audio systems.

LIGHT A SHOWER PANEL, FOR A PROPER STEAM ROOM

The Light shower panel was designed to match the Light shower enclosure, but it also fits in perfectly with Pasha and with all home spa projects. A genuine object of well-being, it stands out for its pure shapes thanks to the use of Duralight® (solid surface material: exclusively created and patented by Teuco).

The multi-function equipped shower panel is brimming with precious details, from the 3 sections of massaging water consisting of small holes in the panel itself, through to the backlit touch controls.

Its multi-function nature makes it possible to use all the performance levels available at the same time: hand shower, vertical massage with 3 sections of massaging water and waterfall effect.

It is available with two power ratings: 5.5 and 6.5 kW. With these power ratings, the Light shower panel ensures an optimal temperature (of between 45 and 50 °C) at all times, and a large quantity of steam. The air recirculation system extracts the warm air and releases it continuously in a downwards direction: this makes sure the temperature remains uniform at all times, for a genuine beauty ritual.



P553

P554

Dimensions: 200x62 cm



spa@home itinerary

sorgente bathtub. pleasure without boundaries.

Sorgente offers you an engaging experience that can stimulate your every sense with equal intensity. Its silhouette blends in with your home, creating a harmony that makes the boundary between the tub and its surroundings imperceptible. Centre stage is therefore taken by the beauty of water alone, with its soft, continuous flowing motion.

The regenerating effect of Sorgente stems from the depth of the bathtub: the water embraces your body completely, right up to the rim, where it overflows.

The recirculation system then collects the water and filters it, while the heater makes sure its temperature remains constant. Hydrosilence®, the system that reduces sound emissions, makes the whirlpool an even more enjoyable experience. The only sound you will hear during your moments of deep relaxation is that of flowing water.

HYDROSILENCE®



sorgente



bathtub - sorgente

everything about sorgente.

CUSTOMISABLE COVERING

The surroundings of Sorgente can be customised to suit your taste. The range of stone materials also means each component can be covered to ensure Sorgente blends in with the rest of your home, creating a sophisticated and stylish atmosphere.

AUTOMATIC FILLING OF TUB

Sorgente is fitted with an exclusive automatic water filling system so your tub is ready and waiting, any time you want. The temperature of the water, which you can select on the practical display, is kept constant thanks to the balance tank. The water stops flowing into the tub as soon as it is full. This is an intelligent way to give you more time to focus on well-being.

TOUCH CONTROLS

Teuco has added intuitive technology to make tub use straightforward and immediate, but it has made it invisible so that all the beauty of water can be appreciated in full. The touch controls are inset into the covering: this makes for extremely clean-cut silhouettes and it enhances the seamless fit between the bathtub area and its surroundings. The touch control menu features simple intuitive icons.

HYDROSILENCE®

Well-being is expressed in silence and the only sound the whirlpool makes is that of flowing water. The sound emissions are reduced by 70%. The auditory perception is 32 dbA: like a rustling piece of paper. This means total relaxation, as the tub makes no noise and does not vibrate: causing no nuisance whatsoever to adjoining rooms.

CROMOEXPERIENCE

An underwater light source lights up the water and the tub with beams of rainbow-coloured light in eight different shades, to allow you to re-discover your inner self.



Removable grille to grant easy access for systems maintenance.



bathtub - sorgente



HYDROSILENCE®

- Versions:**
S01 with manual oxygen-based chemical water treatment kit.

Number of places: 2 seats.

Weight - empty (max): 281 kg

Water capacity (litres): 530

Floor load (max): 348.8 kg/m²

Voltage: 230V-50Hz
- Whirlpool pumps with Hydrosilence®**

Recirculation pump

Power consumption: from 2.4 kW to 3.68 kW


Suction:
2 suction valves that bring water into the whirlpool system.

Filter system:
cartridge filtration, manual chemical water treatment kit



Colours

Shell



Natural stone coverings



Jets and visible parts



Headrest



spa@home itinerary

mini-pools. well-being at its finest.

Styling research and technological innovation are at the heart of projects by Teuco, the first brand able to emphasise the beauty of water, while generating great design opportunities.

Studying emotions to engineer the details is Teuco's talent.

The atmosphere created by a mini-pool involves the senses and satisfies them.

The miracle of water is enhanced by the lighting and by the sophisticated sound system, allowing you to listen to music, even underwater.

Special thanks to
RADISSON BLU RESORT,
TERME DI GALZIGNANO,
HOTEL MAJESTIC****



spa@home itinerary

HYDROSILENCE® the sound of silence.



Only your breathing and the gentle flow of water are the soundtrack to your moment of well-being. Only Hydrosilence® can give you the pleasure of silence and of soaking in a whirlpool at any time of day and night, without disturbing anyone.

Hydrosilence® reduces sound emissions by 70%, eliminating them at source.
The mini-pool does not vibrate or make any noise: for total comfort.
The efficiency of this patent is confirmed by a test performed in compliance with DIN4109.
Only available on Seaside and Sorgente.

HYDROSILENCE®

the insulating cover an indispensable accessory.

A perfect tailor-made waterproof cover accessorises Teuco mini-pools.
This insulating cover is indispensable to maintain a constant water temperature over time, as well as to protect the tub when it is installed outdoors and momentarily unused, or between uses, especially in winter.

The quality of the materials used and the perfect customised cut protect and enhance the styling appeal of the tubs, as furnishing accessories too.
The insulating cover is available in **three colours**, to adapt to its surroundings to perfection: **Ice White**, **Cloud Grey** and **Dark Brown**.



compact nest: the essentials concealed from sight.

Seaside mini-pools guard a secret.

It is called Compact Nest, the load-bearing frame of the mini-pool, which independently supports all the weight of the product, the water and anyone in it. Made of 100% synthetic ABS material with composite reinforcement, it is a patented technologically sophisticated solution that affords a multitude of advantages. First of all, the unexposed surfaces of the mini-pool have been freed of all "difficult" materials, such as metal, which is subject to corrosion, and wood, which requires complex maintenance. In addition, the insulation is guaranteed to stand the test of time thanks to the use of polyurethane foam, which hermetically seals the compartment underneath. Lastly, it makes for easy maintenance in the event assistance is required, since the critical components are incorporated into the panels.



the mini-pool heating system.

ELECTRIC HEATER

The heater directly converts energy from the electricity mains into thermal energy. Mini-pool installation is therefore simplified even if it is set up in a garden, for example: all you need is an electricity socket and a point of water supply to fill it. The heater is built for a long operating life and it features all the necessary safety systems. The power rating of the heater makes it possible to keep the temperature of the water constant in the typical operating conditions of a mini-pool, even outdoors.

HEAT EXCHANGER

The heat exchanger is a device that transmits heat from another energy source to the water in the mini-pool. The heat exchanger Teuco uses is made of 316 stainless steel and both the water in the mini-pool and the water from an external heat source such as a boiler, heat pump or solar panel system flow through it. Thanks to the greater heat output available, the heat exchanger guarantees it will take less time to reach the desired temperature, with lower costs depending on the source of energy used. If it is connected to a solar panel system, for instance, the water is heated with a near-zero environmental and financial impact.

spa@home itinerary mini-pools

awt.

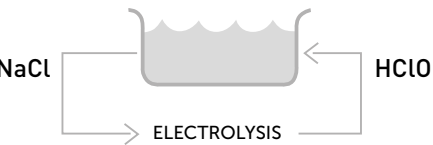
the rite of purity.

The automatic water treatment system (AWT) is available on the Seaside and Mirror mini-pools and on the Commercial line. AWT:

- continuously monitors the quality of the water
- automatically produces and administers disinfecting substances.

TEUCO DISINFECTION IS NATURAL

Teuco automatic disinfection is based on the most frequently-occurring chemical processes in the natural environment, namely the electrolytic transformation of salt into chlorine.



SYSTEM COMPOSITION

Teuco has developed a chlorine generation system utilising principles previously tested on large swimming pools, precisely adjusted for application to small volumes of water.

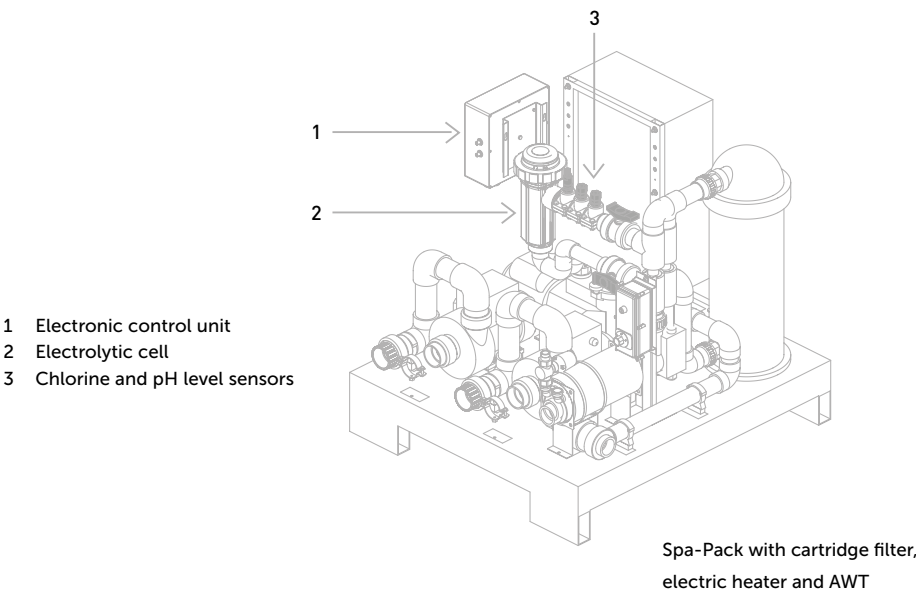
The system consists of:

- electronic control unit
- 2 sensors which measure the chlorine and pH levels respectively
- pH corrector distribution pump.

Supplied:

- chlorine and pH tester
- pH corrector package.

The kit is fully integrated into the Spa-Pack and can be used in conjunction with all the Teuco Spa-Packs currently available, except the HU version which does not contain filtration systems.



ADVANTAGES OF TEUCO AUTOMATIC DISINFECTION

1. Simplified management, no more checking

- There is no longer any need to check the water in the Teuco tub (chlorine, pH) frequently, because monitoring takes place automatically
- There is no need for any substances other than salt and the pH corrector.

2. Operating safety and a natural feeling

- The following are just a few of the advantages offered by Teuco disinfection:
- There is no need to come into contact with chlorine or other irritants, given that the disinfecting substance is generated from salt water
 - There is a considerable reduction in the smell of chlorine, because only the amount necessary for the disinfection process is created
 - The natural aspect of the salt-based disinfection process and greater compatibility with the skin (the spa tub has a salt content which is similar to that found in the human body).

3. Maximum efficiency

The continuous monitoring of chemical parameters (chlorine and pH level) and an accurate monitoring of the chlorine generation system makes it possible to prolong the life span of the mini-pool components, which are thus protected against corrosion.

TEUCO DISINFECTION: EASIER TO MANAGE

The system is adjusted according to automatic levels:

- The chlorine level of the water must fall within a specific range in order to guarantee disinfection
- The speed of the process in which salt is transformed into chlorine.

This setting eliminates the main problem of manual treatment: the high concentration of chlorine when the substance is placed in the water, followed by difficulty in maintaining a suitable level.

With the Teuco solution, however:

- The chlorine sensor activates the chlorine creation process only if the level falls below the minimum pre-set limit;
- The pH sensor monitors the pH value of the water; if it is too high, it activates a small pump which adds the corrector solution in order to restore the ideal value.

**A FEW SIMPLE GUIDELINES
FOR PERFECT WATER, EVERY TIME**

The disinfection system of a Teuco mini-pool requires only that the owner:

- Pours cooking salt (not iodised) into the water contained in the tub at a concentration of approximately 4:1000, as soon as it is filled
- Every time the water is changed, adds approximately 100 grams of salt for every 100 litres of water replaced. This system will also provide notification that more salt should be added if the quantity already in the tub is not sufficient to begin creating chlorine
- Checks the accuracy of the pH and Redox values weekly, rather than daily.

The sensors are chemical sensors which wear over time. The first time the product is reactivated after it has been shut down for the winter, have the sensors checked, calibrated and if necessary replaced.

spa@home itinerary mini-pools

seaside. water meets talent.

A beguiling merger of styling research and technological innovation, the Seaside series designed by Giovanna Talocci creates enveloping atmospheres.

Compact Nest and the AWT automatic water treatment system make these mini-pools true winners.

Super-silent operation (Hydrosilence®), the enjoyable alternating lights and colours (Cromoexperience), the sophisticated sound system which even allows you to listen to music underwater (Bluetooth Audio) and the ability to connect all the functions to complex home automation systems are the core ingredients for an extraordinary magical experience to be enjoyed any time you want.



seaside 641



mini-pools - seaside 641 relaxing with style.




Seaside 641 is the mini-pool by Giovanna Talocci designed to play the starring role in the garden, on a patio, on a veranda or even on a terrace. A true gem, now even more precious thanks to the new panelling in powder pink and mocha colours, with practical aluminium inserts, onto which trays, flower pots or other storage units can be hung. It is a magical place in which to create a unique, multi-sensory experience: flowing water, mood lighting with the Cromoexperience system, soft cushions, a mini bar and surround sound.

The sound system (invisible loudspeakers built into the structure) distributes sound through the walls for total relaxation.

If you really want to switch off and wind down, simply revel in the silence and let the sole sound of flowing water lull you, thanks to the innovative Hydrosilence® function.

Seaside 641 is pure pleasure, to be enjoyed whenever you like, alone or with company, at any time of day or night.



mini-pools - seaside 641



HR-HS VERSION

- 1. ACCESSIBLE HATCH
WITH REFRIGERATOR COMPARTMENT
- 2. CONTROL PANEL
- 3. ROTO JET
- 4. ROTO STREAM JET
- 5. DIRECTIONAL STREAM JET
- 6. SEAT BASE OUTLET
- 7. STREAM JET
- 8. SUCTION VALVES
- 9. CROMOEXPERIENCE

HYDROSILENCE®

Versions:
641-HR with Hydrosilence® system and 2,100 W electric heater.
641-HS with Hydrosilence® system and heat exchanger.
641-HA with whirlpool and 2,100 W electric heater.

Number of places:
3 massage seats (3 places).
Weight - empty (max): 270-335 kg
Water capacity (litres): 1,100
Floor load (max): 400-415 kg/m²

Structure:
acrylic with composite reinforcement, polyurethane foam heat insulation.

Voltages:
230V-50 Hz / 240V-50 Hz
400V-50 Hz (641HS and 641-HA not included)

Whirlpool pumps with Hydrosilence®:
2 x 1.2 Hp pumps.

Recirculation pump:
1 independent recirculation pump.

Audio system:
4 loudspeakers
1 subwoofer
2x70 WATT RMS amplifier THD distortion (100 Hz@4Ohm) = 0.04%, 104 dB signal to noise ratio.



Power consumption:
Between 0.2 kW and 0.4 kW recirculation only depending on the version.
2.1 kW heat exchanger version.
Between 3.3 kW and 4.3 kW electric heater version depending on the voltage.

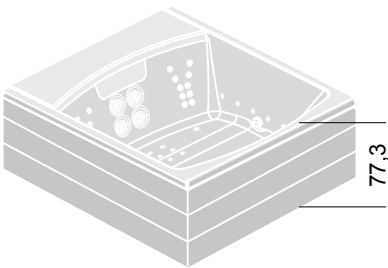
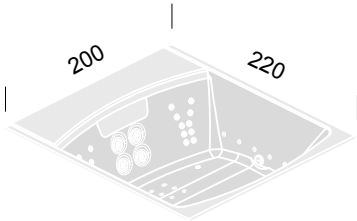
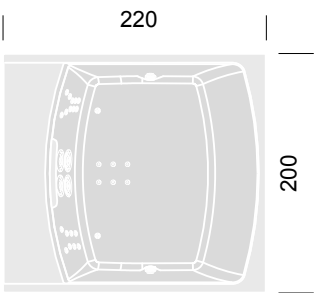
Suction:
2 suction valves that bring water into the whirlpool system.

Water treatment:
filtration using skimmer and 2 cartridge filters. Ozone generator supplied as standard in the HR and HS versions and optional in the HA version. Optional automatic water treatment (AWT) in the HR and HS version with the exclusion of the ozone generator.

Compact Nest:
load-bearing frame made of synthetic ABS material with composite reinforcement and insulated with polyurethane foam.

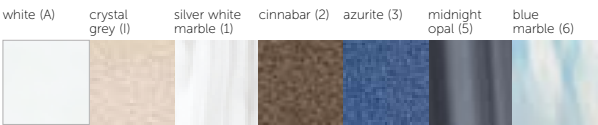
Insulating cover:
made of polyurethane foam due to its high insulating properties.

Cromoexperience:
the rainbow-coloured lights system available in eight different shades, for a visually regenerating experience.




Colours


Shell



Laminate panelling



Synthetic vertical slat panelling




Fabric cushions



Jets and visible parts



Insulating cover



*with grey internal parts and skimmer
The chrome version is not available when the optional AWT is ordered.

seaside 640



mini-pools - seaside 640

an oasis in your home.

To unwind after a hard day, take a dip in your Seaside 640: an oasis of well-being dedicated to those who love taking care of themselves. A place where design and innovation bring out the best in each other. Designed to fit up to 4 people, lying down on the massage seats or relaxing on the chaise-longues for total immersion. The filtration and heating systems keep the water perfect, both permanently clean and at the right temperature.

Many accessories make Seaside even more appealing: the built-in refrigerator compartment to keep your drinks cool, the underwater floodlight and the perimeter lights to enjoy your spa at night. The surround sound of the Hi-Fi audio system, with Bluetooth connection and invisible loudspeakers, allows you to listen to music even underwater.



mini-pools - seaside 640



- 1. CUSHIONS
- 2. STREAM JET
- 3. SEAT BASE OUTLET
- 4. DIRECTIONAL STREAM JET
- 5. ROTO JET
- 6. ROTO STREAM JET
- 7. REFRIGERATOR COMPARTMENT
- 8. CONTROL PANEL

HYDROSILENCE®

Versions:
640-HR with Hydrosilence® system and 2,100 W electric heater.
640-HS with Hydrosilence® system and heat exchanger.
Number of places:
4 massage seats (4 places).
Weight - empty (max): 450 kg
Water capacity (litres): 1,400
Floor load (max): 470 kg/m²

Structure:
acrylic with composite reinforcement, polyurethane foam heat insulation.

Voltages:
230V-50 Hz / 240V-50 Hz
400V-50 Hz (640HS not included)

Audio system:
4 loudspeakers
1 subwoofer
2x70 WATT RMS amplifier THD distortion (100 Hz@4Ohm) = 0.04%, 104 dB signal to noise ratio.



Power consumption:
0.24 kW recirculation only.
2.1 kW heat exchanger version.
Between 3.4 kW and 4.3 kW electric heater version depending on the voltage.

Whirlpool pumps with Hydrosilence®:
2 x 1.2 Hp pumps.

Recirculation pump:
1 independent recirculation pump.

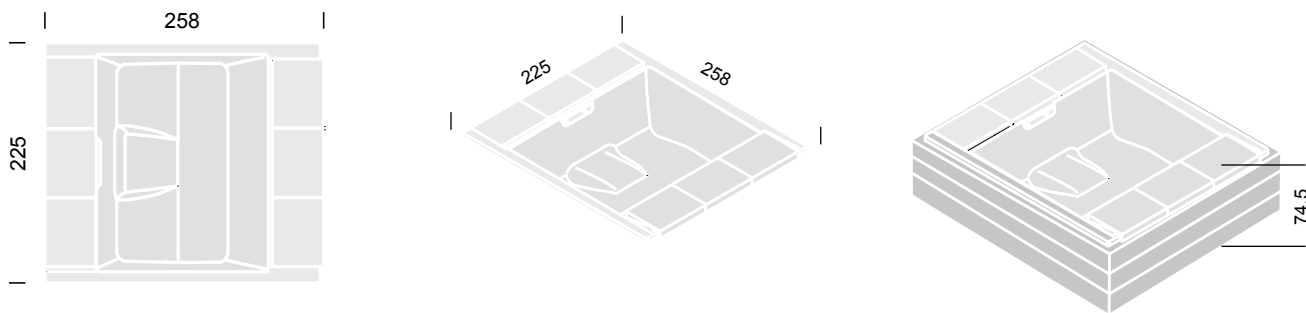
Suction:
2 suction valves that bring water into the whirlpool system.

Water treatment:
filtration using skimmer and 2 cartridge filters.
Ozone generator supplied as standard.
Optional automatic water treatment (AWT) with the exclusion of the ozone generator.

Compact Nest:
load-bearing frame made of synthetic ABS material with composite reinforcement and insulated with polyurethane foam.

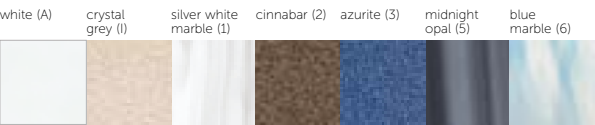
Insulating cover:
made of polyurethane foam due to its high insulating properties.

Cromoexperience:
the rainbow-coloured lights system available in eight different shades, for a visually regenerating experience.




Colours


Shell



Laminate panelling



Synthetic vertical slat panelling




Fabric cushions



Polyurethane cushions




Jets and visible parts



*with grey internal parts and skimmer
The chrome version is not available when the optional AWT is ordered.

Insulating cover



spa@home itinerary mini-pools

cheers. another reason to spend time together.

Bubbles, lights, music.

Cheers is Teuco's new project dedicated to those who enjoy sharing their experience of well-being and fun with their loved ones. In the garden or on a veranda, yet still at home.

The nature of the Cheers line is fun and carefree. Small waterfalls, lighting effects and a surround sound system: the atmosphere is transformed and the party can begin.

Nilo Gioacchini's design combined with the technology that is "made in Teuco" complete this home spa where the focus is on pleasure.



cheers.

time to let your senses play.

WELL-BEING FOR YOU WHILE CARING FOR OUR PLANET.

Striving to offer environmentally-friendly products at all times, Teuco offers two truly "green" versions of Cheers:

ECO SUNNY

The ideal solution for temperate climates or indoor installations, it drastically reduces maximum electricity consumption.



With the ECO function,

which temporarily limits electricity absorption and allows the mini-pool to operate with reduced performance levels, at the same time as other household appliances.

CROMOEXPERIENCE

Every moment spent in the water is coloured with rainbow-coloured lights thanks to the Cromoexperience system fitted in the underwater light, the waterfall and in each individual jet. Simply press a key to decide which device to enable and to choose the most appropriate colour for the desired mood.

The colour combinations available mean you can choose between:

- an automatic change in colour at five-second intervals,
- high-frequency intermittent flashing white light,
- progressive change in colour:
red light > orange light > yellow light > green light >
> blue light > pink light > purple light > white light.

**BLUETOOTH
AND AUDIO SYSTEM**



Your favourite tunes, whenever you want, with anyone you want.

Yes, because the mini-pool turns into a sound diffuser and the music even reaches you underwater.

WATERFALL

Small waterfalls are beneficial for both body and mind thanks to the pleasant sound of flowing water. But that's not all. The flowing water encourages oxygenation, contributing naturally to sanitising the tub.

BACKLIT JETS

It's time to create an atmosphere, to make everything a little more special: the reflections created by the underwater LED lights incorporated into the jets create beguiling lighting effects.

BLOWER AND AROMATHERAPY

According to the principles of aromatherapy, herbal essences afford immediate pleasure for the sense of smell and stimulate certain receptors in the brain, with a positive effect on our mood. The essences prepared for Teuco mini-pools are skin-friendly, keeping the water clear and they do not leave any traces or foam in the tub. You can add your favourite fragrance via the blower circuit.

SPA FROG

Spa Frog is connected to the recirculation system, and it automatically applies the correct quantity of chemicals to treat the water and operates during the filtration cycles. The mineral cartridge reduces the bacteria spreading in the water, while the bromine cartridge oxidises the other pollutants. Spa Frog is the best fully integrated water sanitising system currently available.

SWIRL CIRCULATION FILTRATION

The ergonomic design of this mini-pool also meets the need to have clean water at all times: the entire structure has been designed to push it easily towards the filters, thereby facilitating the filtration of any impurities.

different jets

for different objectives.



PULSATOR JET

A pulsating massage, applying rhythmic pressure, with immediate toning effects on the medium-sized muscle groups of the back. Adjustable jet.
Target: the back.



PIN SPIN JET

A jet that combines a rotating action with a pulsating massage, for an intense toning effect on the back muscles.
Target: the back.



TWIN SPIN JET

A direct rotating action on the main muscle groups of the back and neck. Adjustable jet.
Target: the back and neck.



DIRECTIONAL JET

An adjustable directional jet producing a constant flow for an energetic and intense massage which will relieve tension and muscle pain in the large muscle groups of the neck, back and legs.
Target: the neck, back and legs.



SWIRL JET

The nozzles generate a delicate localised flow which produces a spiral of air and water aimed at the neck, back and legs. Adjustable jet.
Target: the neck, back and legs.



MASTER MASSAGE JET

A jet that produces a powerful and stimulating flow of water that is especially effective on the large muscle groups of the back. Target: the back.

cheers CH1



mini-pools - cheers CH1



- 1. UNDERWATER LIGHT
- 2. DIRECTIONAL JET
- 3. PIN SPIN JET
- 4. SWIRL JET
- 5. PULSATOR JET
- 6. AIR JET
- 7. AIR ADJUSTMENT
- 8. WATERFALL FLOW ADJUSTMENT
- 9. AUDIO CONTROL PANEL
- 10. AROMATHERAPY ESSENCE DISPENSER
- 11. SPA FROG
- 12. ELECTRONIC CONTROL PANEL
- 13. WATERFALL

- Versions:**
- CH1-HR** with ECO function and 3,000 W single-phase and three-phase electric heater.
 - CH1-HS** with ECO function and single-phase and three-phase heat exchanger.
 - CH1EHR** **ECO SUNNY** with 2,000 W single-phase electric heater.
 - CH1EHS** **ECO SUNNY** with single-phase heat exchanger.

Number of places:
5 massage seats (5 places).

Weight - empty (max): 300 kg

Water capacity (litres): 1,100

Floor load (max): 540 kg/m²

Structure:
acrylic with composite reinforcement, heat insulation with polyurethane foam and polythene insulating sheets. ABS base and auxiliary wooden load-bearing frame.

Voltages
230V-50Hz / 240-60Hz
400V-50Hz

Audio system:
4 loudspeakers
1 subwoofer
2x70 WATT RMS amplifier
THD distortion (100 Hz@4Ohm) = 0.04%,
104 dB signal to noise ratio.



Whirlpool pumps:
2 x 2 Hp whirlpool pumps

Recirculation pump:
1 independent recirculation pump.

Suction:
3 suction valves

Water treatment:
filtration via skimmer with 2 cartridge filters, disinfection using optional ozonator. Manual bromine-based chemical water treatment kit and Spa Frog system.

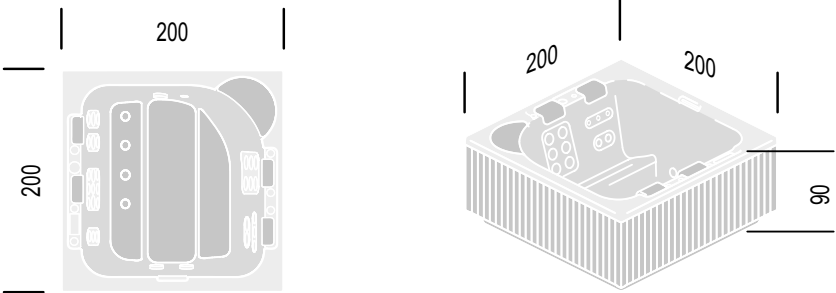
"Green" versions:
all Cheers mini-pools are environmentally-friendly. **ECO SUNNY:** the ideal solution for temperate climates or indoor installations, drastically reduces maximum electricity consumption. With the **ECO** function: which temporarily limits electricity absorption and allows the mini-pool to operate with reduced performance levels, at the same time as other household appliances



Blower and aromatherapy:
Teuco aromatherapy essences are skin-friendly, keeping the water clear and they do not leave any traces or foam in the tub. They can be added via the blower circuit.

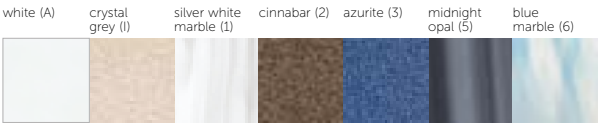
Insulating cover:
made of polyurethane foam due to its high insulating properties.

Cromoexperience:
the rainbow-coloured lights system available in eight different shades, for a visually regenerating experience.



Colours


Shell



Headrest



Synthetic vertical slat panelling




Jets and visible parts



* Chrome-plated ring and semi-transparent grey interior, grey skimmer.

Insulating cover



cheers CH2



mini-pools - cheers CH2



- 1. UNDERWATER LIGHT
- 2. DIRECTIONAL JET
- 3. TWIN SPIN JET
- 4. SWIRL JET
- 5. PULSATOR JET
- 6. AIR JET
- 7. AIR ADJUSTMENT
- 8. WATERFALL FLOW ADJUSTMENT
- 9. AUDIO CONTROL PANEL
- 10. AROMATHERAPY ESSENCE DISPENSER
- 11. SPA FROG
- 12. ELECTRONIC CONTROL PANEL
- 13. WATERFALL

- Versions:**
- CH2-HR** with ECO function and 3,000 W single-phase and three-phase electric heater.
 - CH2-HS** with ECO function and single-phase and three-phase heat exchanger
 - CH2EHR** **ECO SUNNY** with 2,000 W single-phase electric heater.
 - CH2EHS** **ECO SUNNY** with single-phase heat exchanger.

Number of places:
2 + 2 chaise longues (4 places).

Weight - empty (max): 320 kg

Water capacity (litres): 1,200

Floor load (max): 460 kg/m²

Structure:
acrylic with composite reinforcement, heat insulation with polyurethane foam and polythene insulating sheets.
ABS base and auxiliary wooden load-bearing frame.

Voltages:
230V-50Hz / 240-60Hz
400V-50Hz

Audio system:
4 loudspeakers
1 subwoofer
2x70 WATT RMS amplifier
THD distortion (100 Hz@4Ohm) = 0.04%,
104 dB signal to noise ratio.



Whirlpool pumps:
2 x 2 Hp whirlpool pumps

Recirculation pump:
1 independent recirculation pump.

Suction:
3 suction valves

Water treatment:
filtration via skimmer with 2 cartridge filters, disinfection using optional ozonator. Manual bromine-based chemical water treatment kit and Spa Frog system.

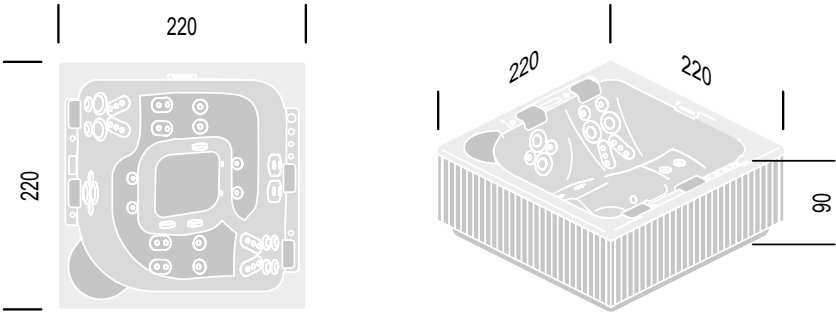
"Green" versions:
all Cheers mini-pools are environmentally-friendly. **ECO SUNNY:** the ideal solution for temperate climates or indoor installations, drastically reduces maximum electricity consumption. With the ECO function: which temporarily limits electricity absorption and allows the mini-pool to operate with reduced performance levels, at the same time as other household appliances



Blower and aromatherapy:
Teuco aromatherapy essences are skin-friendly, keeping the water clear and they do not leave any traces or foam in the tub. They can be added via the blower circuit.

Insulating cover:
made of polyurethane foam due to its high insulating properties.

Cromoexperience:
the rainbow-coloured lights system available in eight different shades, for a visually regenerating experience.



Colours

Shell

white (A)	crystal grey (I)	silver white marble (1)	cinnabar (2)	azurite (3)	midnight opal (5)	blue marble (6)

Headrest

grey

Synthetic vertical slat panelling

grey	mahogany	dark brown

Jets and visible parts

N*

Insulating cover

ice white	dark brown	cloud grey

* Chrome-plated ring and semi-transparent grey interior, grey skimmer.

cheers CH3



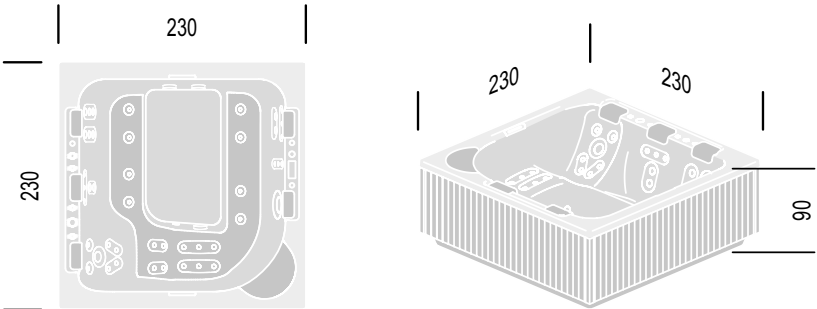
mini-pools - cheers CH3



- 1. UNDERWATER LIGHT
- 2. DIRECTIONAL JET
- 3. PIN SPIN JET
- 4. SWIRL JET
- 5. PULSATOR JET
- 6. TWIN SPIN JET
- 7. MASTER MASSAGE JET
- 8. AIR JET
- 9. AIR ADJUSTMENT
- 10. WATERFALL FLOW ADJUSTMENT
- 11. AUDIO CONTROL PANEL
- 12. AROMATHERAPY ESSENCE DISPENSER
- 13. SPA FROG
- 14. ELECTRONIC CONTROL PANEL
- 15. WATERFALL

- Versions:**
- CH3-HR** with ECO function and 3,000 W single-phase and three-phase electric heater.
- CH3-HS** with ECO function and single-phase and three-phase heat exchanger.
- CH3EHR** **ECO SUNNY** with 2,000 W single-phase electric heater.
- CH3EHS** **ECO SUNNY** with single-phase heat exchanger.
- Number of places:** 5 massage seats + 1 chaise longue (6 places).
- Weight - empty (max):** 350 kg
- Water capacity (litres):** 1,500
- Floor load (max):** 530 kg/m²
- Frame:** acrylic with composite reinforcement, heat insulation with polyurethane foam and polythene insulating sheets. ABS base and auxiliary wooden load-bearing frame.
- Voltages:** 230V-50Hz / 240-60Hz 400V-50Hz
- Audio system:** 4 loudspeakers 1 subwoofer 2x70 WATT RMS amplifier THD distortion (100 Hz@4Ohm) = 0.04%, 104 dB signal to noise ratio.
- Whirlpool pumps:** 2 x 2 Hp whirlpool pumps
- Recirculation pump:** 1 independent recirculation pump.

- Suction:** 3 suction valves
- Water treatment:** filtration via skimmer with 2 cartridge filters, disinfection using optional ozonator. Manual bromine-based chemical water treatment kit and Spa Frog system.
- "Green" versions:** all Cheers mini-pools are environmentally-friendly. **ECO SUNNY:** the ideal solution for temperate climates or indoor installations, drastically reduces maximum electricity consumption. With the ECO function: which temporarily limits electricity absorption and allows the mini-pool to operate with reduced performance levels, at the same time as other household appliances
- Blower and aromatherapy:** Teuco aromatherapy essences are skin-friendly, keeping the water clear and they do not leave any traces or foam in the tub. They can be added via the blower circuit.
- Insulating cover:** made of polyurethane foam due to its high insulating properties.
- Cromoexperience:** the rainbow-coloured lights system available in eight different shades, for a visually regenerating experience.



Colours

Shell	Headrest	Synthetic vertical slat panelling
white (A) crystal grey (I) silver white marble (1) cinnabar (2) azurite (3) midnight opal (5) blue marble (6)	grey	grey mahogany dark brown

Jets and visible parts	Insulating cover
N*	ice white dark brown cloud grey

* Chrome-plated ring and semi-transparent grey interior, grey skimmer.

spa@home itinerary mini-pools

NILO GIOACCHINI *DESIGN*

cheers CH4



mini-pools - cheers CH4



- 1. UNDERWATER LIGHT
- 2. DIRECTIONAL JET
- 3. PIN SPIN JET
- 4. SWIRL JET
- 5. PULSATOR JET
- 6. TWIN SPIN JET
- 7. AIR JET
- 8. AIR ADJUSTMENT
- 9. WATERFALL FLOW ADJUSTMENT
- 10. AUDIO CONTROL PANEL
- 11. AROMATHERAPY ESSENCE DISPENSER
- 12. SPA FROG
- 13. ELECTRONIC CONTROL PANEL
- 14. WATERFALL

- Versions:**
- CH4-HR** with ECO function and 3,000 W single-phase and three-phase electric heater.
 - CH4-HS** with ECO function and single-phase and three-phase heat exchanger.
 - CH4EHR** **ECO SUNNY** with 2,000 W single-phase electric heater.
 - CH4EHS** **ECO SUNNY** with single-phase heat exchanger.

Number of places: 2 massage seats + 1 chaise longue (3 places).

Weight - empty (max): 290 kg

Water capacity (litres): 850

Floor load (max): 450 kg/m²

Structure: acrylic with composite reinforcement, heat insulation with polyurethane foam and polythene insulating sheets. ABS base and auxiliary wooden load-bearing frame.

Voltages: 230V-50Hz / 240-60Hz
400V-50Hz

Audio system: 4 loudspeakers
1 subwoofer
2x70 WATT RMS amplifier
THD distortion (100 Hz@4Ohm) = 0.04%,
104 dB signal to noise ratio.



Whirlpool pumps: 2 x 2 Hp whirlpool pumps

Recirculation pump: 1 independent recirculation pump.

Suction: 3 suction valves

Water treatment: filtration via skimmer with 2 cartridge filters, disinfection using optional ozonator. Manual bromine-based chemical water treatment kit and Spa Frog system.

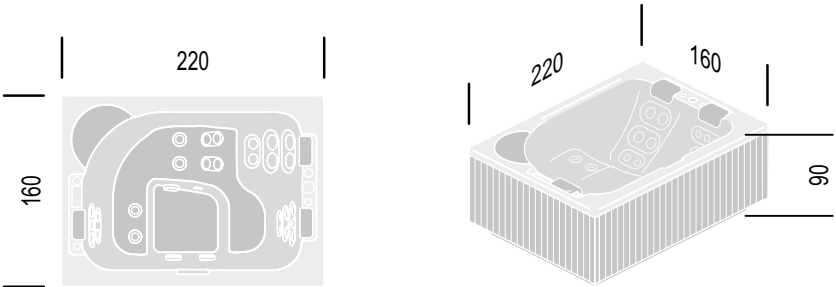
"Green" versions: all Cheers mini-pools are environmentally-friendly. **ECO SUNNY:** the ideal solution for temperate climates or indoor installations, drastically reduces maximum electricity consumption. With the ECO function: which temporarily limits electricity absorption and allows the mini-pool to operate with reduced performance levels, at the same time as other household appliances




Blower and aromatherapy: Teuco aromatherapy essences are skin-friendly, keeping the water clear and they do not leave any traces or foam in the tub. They can be added via the blower circuit.

Insulating cover: made of polyurethane foam due to its high insulating properties.

Cromoexperience: the rainbow-coloured lights system available in eight different shades, for a visually regenerating experience.



Colours




Jets and visible parts
N*



* Chrome-plated ring and semi-transparent grey interior, grey skimmer.

Insulating cover



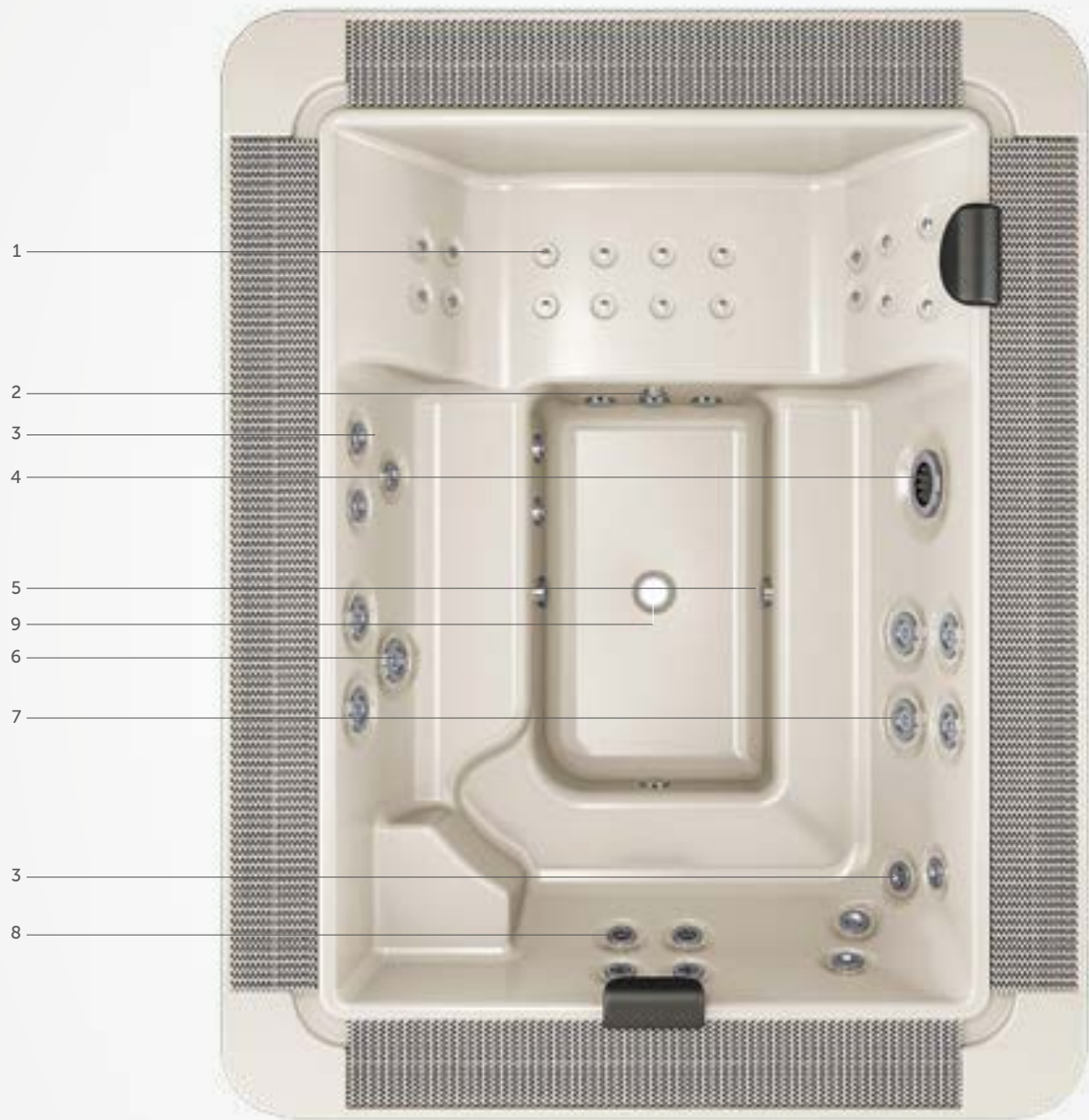
mirror 630



The (optional) magnetic headrests, exclusively designed by Teuco, are easy to move and can be positioned anywhere around the edge of the mini-pool. This means that whichever massage you choose, a comfortable position is guaranteed, thanks to the ergonomic nature of the seats.



mini-pools - mirror 630



- 1. STREAM JET
- 2. UNDERWATER LIGHT
- 3. SWING JET
- 4. POWER JET
- 5. SUCTION
- 6. TRIPLE ROTO JET
- 7. ROTO JET
- 8. MULTI ROTO JET
- 9. GEYSER JET/OUTLET

Versions:
630-HU with overflow grille, does not include filtration or heating systems.
630-VR with overflow grille, cartridge filter and 9 kW electric heater.
630-VS with overflow grille, cartridge filter and heat exchanger.
630-YR with overflow grille, sand filter and 9 kW electric heater.
630-YS with overflow grille, sand filter and heat exchanger.

Number of places:
6 massage seats at different heights + chaise longue (7 places).

Water capacity (litres): approximately 1,940

Floor load:
Mini-pool 630: 435 kg/m²
Balance tank: 700 kg/m²
Basic Spa-Pack: 218 kg/m²
Spa-Pack with cartridge filter: 203 kg/m²
Spa-Pack with sand filter: 275 kg/m²

Structure:
acrylic with composite reinforcement and polyurethane foam heat insulation.

Voltages:
230V-50Hz / 240V-50 Hz (630 HU)
400V-50 Hz (630 HR and 630 HS)

Power consumption:
0.9 kW recirculation only (630 HR and 630 HS)
5.4 kW heat exchanger version
14.6 kW electric heater version
4.5 kW version 630 HU (whirlpool pumps and underwater light absorption).

Whirlpool pumps:
3 x 3 Hp whirlpool pumps

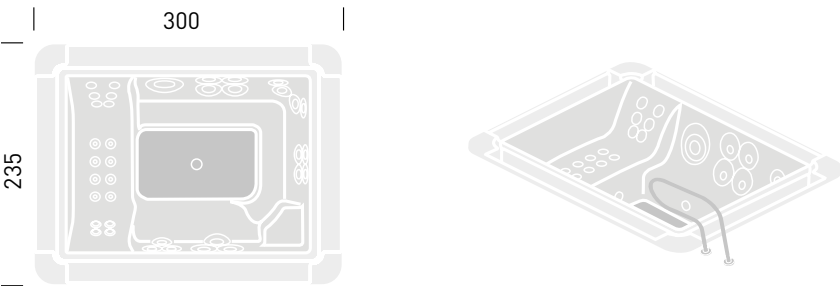
Recirculation pump:
1 recirculation pump.

Suction:
6 suction valves and 1 central outlet.

Water treatment:
filtration using cartridge or sand filter. Optional: automatic water treatment (AWT).

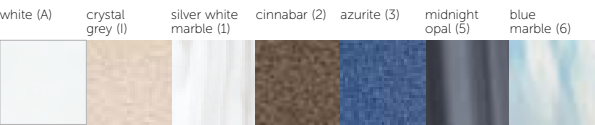
Insulating cover:
made of polyurethane foam due to its high insulating properties.

Cromoexperience:
the rainbow-coloured lights system available in eight different shades, for a visually regenerating experience.



Colours

Shell




Headrest



Jets and visible parts




Insulating cover



*With grey internal parts.
The chrome version is not available when the optional AWT is ordered.

mirror 620



mini-pools - mirror 620



- 1. MULTI ROTO JET
- 2. STREAM JET
- 3. UNDERWATER LIGHT
- 4. SUCTION
- 5. ROTO JET
- 6. TRIPLE ROTO JET
- 7. POWER JET
- 8. GEYSER JET/OUTLET

Versions:
620-HU with overflow grille, does not include filtration or heating systems
620-VR with overflow grille, cartridge filter and 9 kW electric heater
620-VS with overflow grille, cartridge filter and heat exchanger
620-YR with overflow grille, sand filter and 9 kW electric heater.
620-YS with overflow grille, sand filter and heat exchanger.

Number of places:
6 massage seats (6 places).

Water capacity (litres): approximately 1,100

Floor load:
Mini-pool 620: 440 kg/m²
Balance tank: 700 kg/m²
Spa-Pack (basic): 150 kg/m²
Spa-Pack (with cartridge filter): 180 kg/m²
Spa-Pack (with sand filter): 260 kg/m²

Structure:
acrylic with composite reinforcement and polyurethane foam heat insulation.

Voltages:
230V-50Hz / 240V-50 Hz (620 HU)
400V-50 Hz (620 HR and 620 HS)

Power consumption:
between 0.8 and 0.9 kW recirculation only depending on the version
5.4 kW heat exchanger version
14.6 kW electric heater version
4.5 kW version 620 HU (whirlpool pumps and underwater light absorption).

Whirlpool pumps:
2 x 3 Hp whirlpool pumps

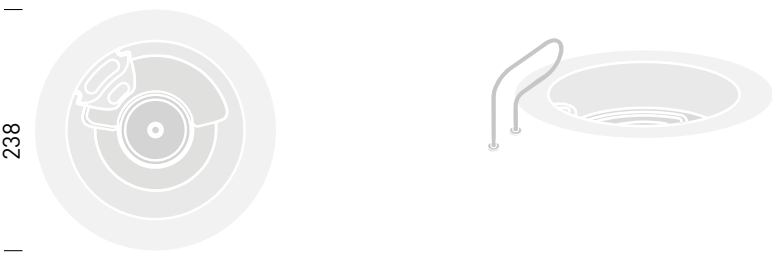
Recirculation pump:
1 recirculation pump.

Suction:
4 suction valves and 1 central outlet.

Water treatment:
filtration using cartridge or sand filter. Optional: automatic water treatment (AWT).

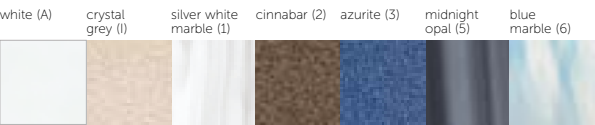
Insulating cover:
made of polyurethane foam due to its high insulating properties.

Cromoexperience:
the rainbow-coloured lights system available in eight different shades, for a visually regenerating experience.



Colours

Shell




Headrest



Jets and visible parts



Insulating cover



*With grey internal parts.
The chrome version is not available when the optional AWT is ordered.

mini-pools - mirror

how to customise your spa and make your life easier.

A SOLID DESIGN,
CREATED FOR INTENSIVE
AND CONTINUOUS PERFORMANCE.

FREEDOM OF CHOICE

There is a choice of various potential configurations

- for the exterior finishes
- for the filter system
- for the heating system

This offers a response to many different installation, operation and maintenance requirements and makes it possible to customise your own product fully.

CUSTOMISED SYSTEM

Teuco also offers a basic version supplied with a Spa-Pack, which includes the whirlpool pumps (2 for the Mirror 620 and 3 for the Mirror 630) and the control panel for a customised system, as dictated by specific regulations or by the presence of existing systems. This should be set up by a reliable technician.

OPTIONAL

Mirror mini-pools are available in different built-in versions. The underwater light and the insulating cover are included, while the steel handrail and the magnetic headrests - a Teuco exclusive- are optional.

BALANCE TANK

An external container connected to the mini-pool. It collects the water which overflows as you get into the tub and keeps the level of the water flush with the rim. From the balance tank, the water flows through filters for sanitising, then returns to the mini-pool through the recirculation system (fig. 1).

SPA-PACK

Technical assembly, installed separately from the mini-pool. The basic HU version (fig. 2a) only includes the whirlpool pumps (2 for the Mirror 620 and 3 for the Mirror 630) and the control panel, while for the other configurations (fig. 2b and 2c) it includes:

- the filter system (cartridge or sand)
- the heating system (with heater or heat exchanger)
- the whirlpool pumps (2 for the Mirror 620 and 3 for the Mirror 630)
- the recirculation pump
- the filter/timer control panel.

The Spa-Pack offers several advantages such as the option of installation at a distance from the mini-pool, easy access to the systems, simple maintenance, super silent and straightforward operation (thanks to the pre-set filtration cycles).

FILTRATION

There are two systems used to filter water; you can select your preferred option when you purchase the product:

- Cartridge filtration

Utilises the high filtering power of paper. Water passes through the pores in the paper, filtering out even the slightest impurities; filter maintenance requires regular checking and rinsing with water. When it is not being used, the filter may be removed and stored in a dry place.

- Sand filtration

The filter uses the natural attributes of sand to trap impurities and is contained in a vessel made of fibreglass-reinforced plastic guaranteeing higher resistance. It requires counter-current washing using approximately 200 litres of water and a special outlet. This cleaning method does not take long and does not require any direct intervention on the filter itself.

Both systems offer a filtering power of 11 m³/h. The applied electronics guarantee customisation and simple operation:

- filtration is activated automatically when entering the water;
- there are 5 different pre-set filtration cycles to be selected based on how the mini-pool is used.

HEATING

There are two systems used to heat the water; you can select your preferred option when you purchase the product:

- Electric heater

An electric coil, activated through a temperature sensor in the mini-pool, heats the water to the desired temperature. It is easy to install and maintain.

If you purchase a model with the automatic water treatment, the heater is in titanium.

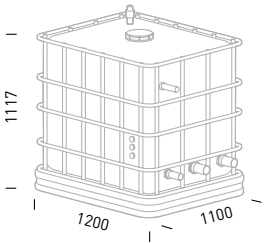
- Heat exchanger

Heats the water in the mini-pool using an external hot water generation system (boiler, solar panels, heat pump). Heating is therefore faster and more economical.

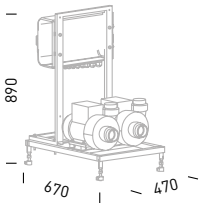
The heat exchanger is made of 316 stainless steel.

CONTROLS

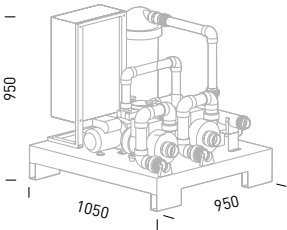
The controls may be placed in the most convenient position. There are just three piezoelectric touch keys, which are solid and built to withstand prolonged contact with water, fitted on a mirror-polished stainless steel plaque.



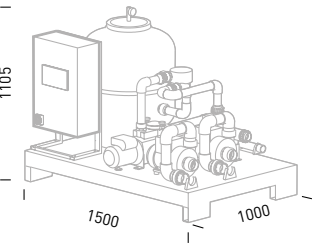
1. Balance tank



2a. Basic Spa-Pack



2b. Spa-Pack with cartridge filter



2c. Spa-Pack with sand filter

commercial.

the perfect solution to professional requirements.



Cruise ships, clubs, spa resorts, hotels: the mini-pools in the Commercial line are designed to accommodate all possible requirements. Impeccable styling and a comprehensive range of functions are complemented by an extensive array of round and octagonal shapes. They all feature an external grille which covers the overflow channel. What's more, each mini-pool can come with hydrotherapy jets, positioned along the entire perimeter to ensure a relaxing and beneficial whirlpool.

The path to well-being.

CROMOEXPERIENCE

The soft glow diffused through the water by the underwater LED light creates tranquil surroundings. A beam of rainbow-coloured light in eight different shades (red, orange, yellow, green, blue, pink, purple, white) allows you to re-discover your inner self.

CUSTOM BUILT GRILLE

The modular grille system protects the overflow channel and provides an attractive finish to the spa.

WHIRLPOOL JETS

Jets are strategically placed to provide a soothing whirlpool. The internal parts of the jets are extremely hard-wearing, and have been designed for public mini-pool use: guests sit or lie back and relax, while the facility managers can rest assured they can count on reliable components, built to stand the test of time.

BLOWER JETS

Air is expelled directly from these jets into the water in the mini-pool, offering a regenerating massage that stimulates the circulation.

DRAIN OUTLET INTEGRAL OVERFLOW

As guests step into the mini-pool, the excess water flows into the overflow channel. It then makes its way to the systems compartment where it is filtered, heated and treated, and then it returns to the tub through the purpose-designed outlet.

MAIN DRAIN AND ANTI VORTEX SUCTION

This solution was designed to allow water to exit the spa either to return to the booster pump, or to drain via an external drainage point, without generating a vortex.

VENTURI AIR SYSTEM

The Venturi system increases the intensity of the massage thanks to the suction of air in the jets. This adds force to the water, which reaches the body with more power.

SPA-PACK

Technical assembly, installed separately from the mini-pool. It includes:

- the cartridge or sand filter system
- the heating system with heater or heat exchanger
- AWT automatic disinfection system (optional)
- the whirlpool pumps
- the recirculation pump
- the filter/timer control panel.

The Spa-Pack offers several advantages such as: the option of installation at a distance from the mini-pool, easy access to and hence maintenance of the systems, super silent and straightforward operation thanks to the pre-set filtration cycles.

BALANCE TANK

An external container connected to the mini-pool. It collects the water which overflows as you get into the tub and keeps the level of the water flush with the rim. From the balance tank, the water flows through filters for sanitising, then returns to the mini-pool through the recirculation system.

mini-pools - commercial team spa C40



1

2

3

4

- 1. POLY JET
- 2. BLOWER JET
- 3. SUCTION
- 4. UNDERWATER LIGHT

Versions:

C40-S built-in version with frame and overflow grille, designed to accommodate recirculation and filtration.

C40-F built-in version with frame, whirlpool jet, blower jet and overflow grille. Spa-Pack can be ordered separately.

Number of seats: 9

Weight - empty (max): 350 kg

Water capacity (litres): 3,400

Floor load (max):
Mini-pool C40: 450 kg/m²
Balance tank: 700 kg/m²
Spa-Pack (with cartridge filter): 180 kg/m²
Spa-Pack (with sand filter): 260 kg/m²

Whirlpool jets: 10
Blower jets: 10

Spa-Pack versions:

P013 AR	with cartridge filter, balance tank and electric heater.
P013 AS	with cartridge filter, balance tank and heat exchanger.
P013 BR	with sand filter, balance tank and electric heater.
P013 BS	with sand filter, balance tank and heat exchanger.
P013 FR	with cartridge filter, balance tank, AWT and electric heater.
P013 FS	with cartridge filter, balance tank, AWT and heat exchanger.
P013 DR	with sand filter, balance tank, AWT and electric heater.
P013 DS	with sand filter, balance tank, AWT and heat exchanger.

Structure:
composite reinforced acrylic and thermal insulation with polyurethane foam and galvanised steel frame.

Suction:
2 suction valves that bring water into the whirlpool system.

Cromoexperience:
the rainbow-coloured lights system available in eight different shades, for a visually regenerating experience (optional).



Colours

Shell

white (A)	crystal grey (I)	silver white marble (1)	cinnabar (2)	azurite (3)	midnight opal (5)	blue marble (6)

Jets and visible parts

white



mini-pools - commercial team spa C36



1

2

3

4

- 1. POLY JET
- 2. BLOWER JET
- 3. SUCTION
- 4. UNDERWATER LIGHT

Versions:

C36-S built-in version with frame and overflow grille, designed to accommodate recirculation and filtration.

C36-F built-in version with frame, whirlpool jet, blower jet and overflow grille. Spa-Pack can be ordered separately.

Number of seats: 7

Weight - empty (max): 300 kg

Water capacity (litres): 2,500

Floor load (max):
Mini-pool C36: 440 kg/m²
Balance tank: 700 kg/m²
Spa-Pack (with cartridge filter): 180 kg/m²
Spa-Pack (with sand filter): 260 kg/m²

Whirlpool jets: 10
Blower jets: 11

Spa-Pack versions:

P013 AR	with cartridge filter, balance tank and electric heater.
P013 AS	with cartridge filter, balance tank and heat exchanger.
P013 BR	with sand filter, balance tank and electric heater.
P013 BS	with sand filter, balance tank and heat exchanger.
P013 FR	with cartridge filter, balance tank, AWT and electric heater.
P013 FS	with cartridge filter, balance tank, AWT and heat exchanger.
P013 DR	with sand filter, balance tank, AWT and electric heater.
P013 DS	with sand filter, balance tank, AWT and heat exchanger.

Structure:
composite reinforced acrylic and thermal insulation with polyurethane foam and galvanised steel frame.

Suction:
2 suction valves that bring water into the whirlpool system.

Cromoexperience:
the rainbow-coloured lights system available in eight different shades, for a visually regenerating experience (optional).



Colours

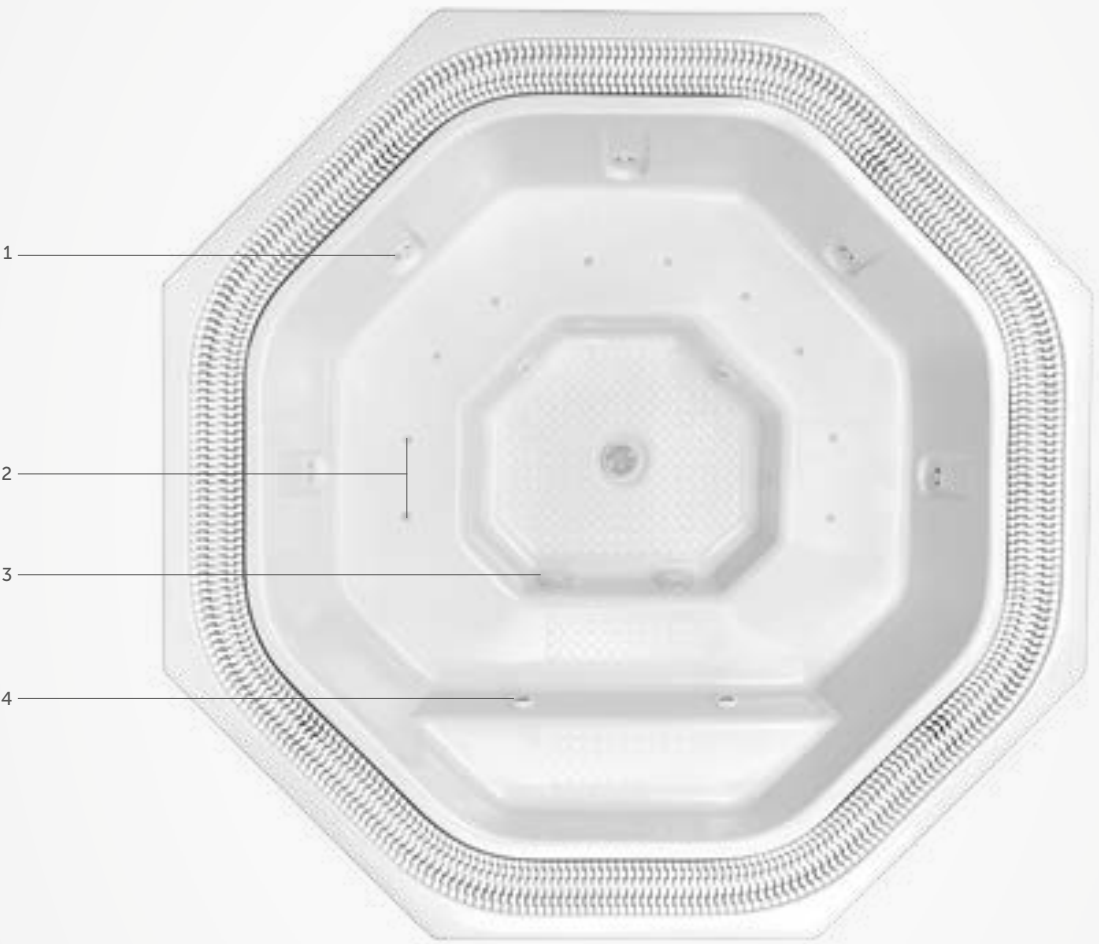
Shell

white (A)	crystal grey (I)	silver white marble (1)	cinnabar (2)	azurite (3)	midnight opal (5)	blue marble (6)

Jets and visible parts



mini-pools - commercial octagon C20-C24-C27



- 1. POLY JET
- 2. BLOWER JET
- 3. SUCTION
- 4. UNDERWATER LIGHT

Versions:

C20-S built-in version with frame and overflow grille. Designed to accommodate recirculation and filtration.

C20-F built-in version with frame, whirlpool jet, blower jet and overflow grille. Spa-Pack can be ordered separately.

Number of seats: 5
Weight - empty (max): 120 kg
Water capacity (litres): 900
Floor load (max):
Mini-pool C20: 400 kg/m²
Balance tank: 700 kg/m²
Spa-Pack (with cartridge filter): 180 kg/m²
Spa-Pack (with sand filter): 260 kg/m²
Whirlpool jets: 5
Blower jets: 10



C24-S built-in version with frame and overflow grille. Designed to accommodate recirculation and filtration.

C24-F built-in version with frame, whirlpool jet, blower jet and overflow grille. Spa-Pack can be ordered separately.

Number of seats: 7
Weight - empty (max): 150 kg
Water capacity (litres): 1,360
Floor load (max):
Mini-pool C24: 380 kg/m²
Balance tank: 700 kg/m²
Spa-Pack (with cartridge filter): 180 kg/m²
Spa-Pack (with sand filter): 260 kg/m²
Whirlpool jets: 7
Blower jets: 10

C27-S built-in version with frame and overflow grille. Designed to accommodate recirculation and filtration.

C27-F built-in version with frame, whirlpool jet, blower jet and overflow grille. Spa-Pack can be ordered separately.

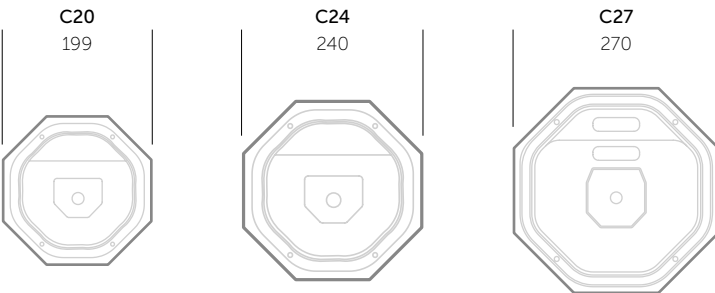
Number of seats: 5
Weight - empty (max): 170 kg
Water capacity (litres): 1,850
Floor load (max):
Mini-pool C27: 410 kg/m²
Balance tank: 700 kg/m²
Spa-Pack (with cartridge filter): 180 kg/m²
Spa-Pack (with sand filter): 260 kg/m²
Whirlpool jets: 5
Blower jets: 10

Spa-Pack versions:
P013 AR with cartridge filter, balance tank and electric heater.
P013 AS with cartridge filter, balance tank and heat exchanger.
P013 BR with sand filter, balance tank and electric heater.
P013 BS with sand filter, balance tank and heat exchanger.
P013 FR with cartridge filter, balance tank, AWT and electric heater.
P013 FS with cartridge filter, balance tank, AWT and heat exchanger.
P013 DR with sand filter, balance tank, AWT and electric heater.
P013 DS with sand filter, balance tank, AWT and heat exchanger.

Structure:
composite reinforced acrylic and thermal insulation with polyurethane foam and galvanised steel frame.


Suction:
2 suction valves that bring water into the whirlpool system.

Cromoexperience:
the rainbow-coloured lights system available in eight different shades, for a visually regenerating experience (optional).



Colours

Shell




Jets and visible parts

white



mini-pools - commercial round C22-C25-C30



- 4
- 3
- 2
- 1

- 1. POLY JET
- 2. BLOWER JET
- 3. SUCTION
- 4. UNDERWATER LIGHT

Versions:

- C22-S** built-in version with frame and overflow grille. Designed to accommodate recirculation and filtration.
- C22-F** built-in version with frame, whirlpool jet, blower jet and overflow grille. Spa-Pack can be ordered separately.

Number of seats: 7
Weight - empty (max): 150 kg
Water capacity (litres): 1,160
Floor load (max):
Mini-pool C22: 430 kg/m²
Balance tank: 700 kg/m²
Spa-Pack (with cartridge filter): 180 kg/m²
Spa-Pack (with sand filter): 260 kg/m²
Whirlpool jets: 7
Blower jets: 10



- C25-S** built-in version with frame and overflow grille. Designed to accommodate recirculation and filtration.
- C25-F** built-in version with frame, whirlpool jet, blower jet and overflow grille. Spa-Pack can be ordered separately.

Number of seats: 7
Weight - empty (max): 160 kg
Water capacity (litres): 1,850
Floor load (max):
Mini-pool C25: 500 kg/m²
Balance tank: 700 kg/m²
Spa-Pack (with cartridge filter): 180 kg/m²
Spa-Pack (with sand filter): 260 kg/m²
Whirlpool jets: 7
Blower jets: 10

- C30-S** built-in version with frame and overflow grille. Designed to accommodate recirculation and filtration.
- C30-F** built-in version with frame, whirlpool jet, blower jet and overflow grille. Spa-Pack can be ordered separately.

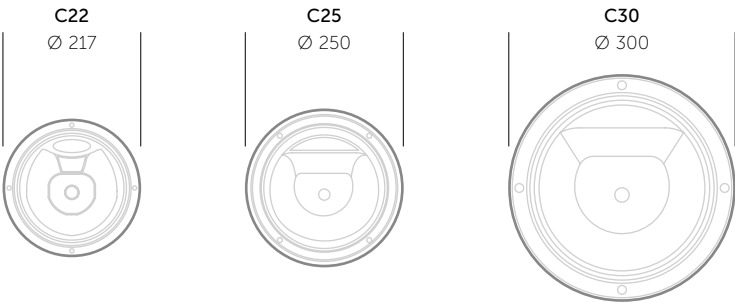
Number of seats: 10
Weight - empty (max): 200 kg
Water capacity (litres): 2,050
Floor load (max):
Mini-pool C30: 400 kg/m²
Balance tank: 700 kg/m²
Spa-Pack (with cartridge filter): 180 kg/m²
Spa-Pack (with sand filter): 260 kg/m²
Whirlpool jets: 10
Blower jets: 10

- Spa-Pack versions:**
- P013 AR with cartridge filter, balance tank and electric heater.
 - P013 AS with cartridge filter, balance tank and heat exchanger.
 - P013 BR with sand filter, balance tank and electric heater.
 - P013 BS with sand filter, balance tank and heat exchanger.
 - P013 FR with cartridge filter, balance tank, AWT and electric heater.
 - P013 FS with cartridge filter, balance tank, AWT and heat exchanger.
 - P013 DR with sand filter, balance tank, AWT and electric heater.
 - P013 DS with sand filter, balance tank, AWT and heat exchanger.

Structure:
composite reinforced acrylic and thermal insulation with polyurethane foam and galvanised steel frame.


Suction:
2 suction valves that bring water into the whirlpool system.

Cromoexperience:
the rainbow-coloured lights system available in eight different shades, for a visually regenerating experience (optional).



Colours

Shell




Jets and visible parts

white



mini-pools - commercial round C28 cascade



4

3

2

1

- 1. POLY JET
- 2. BLOWER JET
- 3. SUCTION
- 4. UNDERWATER LIGHT

Versions:	
C28-S	built-in version with frame and overflow grille. Designed to accommodate recirculation and filtration.
C28-F	built-in version with frame, whirlpool jet, blower jet and overflow grille. Spa-Pack can be ordered separately.
Number of seats: 6	
Weight - empty (max): 170 kg	
Water capacity (litres): 1,510	
Floor load (max): Mini-pool C28: 340 kg/m ² Balance tank: 700 kg/m ² Spa-Pack (with cartridge filter): 180 kg/m ² Spa-Pack (with sand filter): 260 kg/m ²	
Whirlpool jets: 8	
Blower jets: 10	
Spa-Pack versions:	
P013 AR	with cartridge filter, balance tank and electric heater.
P013 AS	with cartridge filter, balance tank and heat exchanger.
P013 BR	with sand filter, balance tank and electric heater.
P013 BS	with sand filter, balance tank and heat exchanger.
P013 FR	with cartridge filter, balance tank, AWT and electric heater.
P013 FS	with cartridge filter, balance tank, AWT and heat exchanger.
P013 DR	with sand filter, balance tank, AWT and electric heater.
P013 DS	with sand filter, balance tank, AWT and heat exchanger.

Structure:
composite reinforced acrylic and thermal insulation with polyurethane foam and galvanised steel frame.


Suction:
2 suction valves that bring water into the whirlpool system.

Cromoexperience:
the rainbow-coloured lights system available in eight different shades, for a visually regenerating experience (optional).



Colours

Shell



Jets and visible parts

white



comparison table.



sorgente

seaside 641

seaside 640

cheers CH1

cheers CH2

cheers CH3

cheers CH4

High Performance Line
mirror 630

High Performance Line
mirror 620

	S01	HR-HS	HA	HR-HS	HR-HS HR-HS ECO SUNNY	HR-HS HR-HS ECO SUNNY	HR-HS HR-HS ECO SUNNY	HR-HS HR-HS ECO SUNNY			
Dimensions (cm)	240 x 156	220 x 200, H 77.3	220 x 200, H 77.3	258 x 225, H 74.5	200 x 200, H 90		220 x 220, H 90	230 x 230, H 90	220 x 160, H 90	235 x 300, H 98	Ø 238, H 98
Hydrosilence®	•	•		•							
Cromoexperience	•	•	•	•	•	•	•	•	•	•	•
Aromatherapy					o	o	o	o	o		
Perimeter lighting		o		o							
AWT (automatic water treatment)		o		o						o	o
Spa Frog system					•	•	•	•	•		
Swirl circulation					•	•	•	•	•		
Ozone generator		•	o	•	o	o	o	o	o		
Sand filter										o	o
Cartridge filter	•	•	•	•	•	•	•	•	•	o	o
Overflow rim	•									•	•
Spa-Pack										•	•
Balance tank										• ⁽²⁾	• ⁽²⁾
Automatic filling	o										
Water outlet in the tub built into the handle	•										
Hi-Fi audio system with Bluetooth and AUX connection		o	o	o	o	o	o	o	o		
Seats	2	3	3	4	5	2 + 2 chaise longues	5 + 1 chaise longue	2 + 1 chaise longue	6+1 chaise longue	6	
Places	2	3	3	4	5	4	6	3	7	6	
Water capacity (litres)	530	1,100	1,100	1,400	1,100	1,200	1,500	850	1,940	1,100	
Max weight - empty (kg)	281	335	270	450	300	320	350	290	316*	225*	
Max floor load (kg/m²)	348.8	415	400	470	540	460	530	450	435*	440*	
Whirlpool pumps	•	2 x 1.2 Hp pumps	1 x 2.2 Hp dual speed pump	2 x 1.2 Hp pumps	2 x 2 Hp pumps ⁽¹⁾	2 x 2 Hp pumps ⁽¹⁾	2 x 2 Hp pumps ⁽¹⁾	2 x 2 Hp pumps ⁽¹⁾	3 x 3 Hp pumps	2 x 3 Hp pumps	
Recirculation pump	•	1 independent		1 independent	1 independent	1 independent	1 independent	1 independent	1 independent	1 independent	
Whirlpool jets	8	36	26	36	29	40	37	22	32	32	
Single speed waterfall							•				
Double speed waterfall					•	•	•	•			
Blower jets					8	6	8	6			
Skimmer		•	•	•	•	•	•	•			
Electronic control panel	•	•	•	•	•	•	•	•			
ON/OFF controls									•	•	
Remote control	•	•		•							
Refrigerator compartment		o		o							
Synthetic panelling		o	o	o	o	o	o	o			
Laminate panelling		o	o	o							
Headrests/cushions	o	•	•	•	•	•	•	•	o	o	
Insulating cover		•	•	•	•	•	•	•	•	•	
Handrail									o	o	

Key:

• supplied as standard o optional

* shell only

⁽¹⁾ not operating simultaneously with the ECO function enabled and ECO SUNNY

⁽²⁾ in versions with filtration and heating system

comparison table.



commercial C40

commercial C36

commercial C20

commercial C24

commercial C27

commercial C22

commercial C25

commercial C30

commercial C28

Dimensions (cm)	403x 268, H 103	356 x 268, H 103	199 x 199, H 93	240 x 240, H 104	270 x 270, H 101	Ø 217, H 99	Ø 250, H 98	Ø 300, H 107	Ø 276, H 96.5	
Cromoexperience	o	o	o	o	o	o	o	o	o	
AWT (automatic water treatment)	o	o	o	o	o	o	o	o	o	
Spa-Pack with sand filter	o	o	o	o	o	o	o	o	o	
Spa-Pack with cartridge filter	o	o	o	o	o	o	o	o	o	
Overflow rim	•	•	•	•	•	•	•	•	•	
Balance tank	• *	• *	• *	• *	• *	• *	• *	• *	• *	
Massage seats	9	7	5	7	5	7	7	10	6	
Water capacity (litres)	3,400	2,500	900	1,360	1,850	1,160	1,850	2,050	1,510	
Max weight - empty (kg)	350	300	120	150	170	150	160	200	170	
Max floor load (kg/m²) mini-pool	450	440	400	380	410	430	500	400	340	
Max floor load (kg/m²) balance tank	700	700	700	700	700	700	700	700	700	
Max floor load (kg/m²) Spa-pack (with cartridge filter)	180	180	180	180	180	180	180	180	180	
Max floor load (kg/m²) Spa-pack (with sand filter)	260	260	260	260	260	260	260	260	260	
Whirlpool pumps	• *	• *	• *	• *	• *	• *	• *	• *	• *	
Whirlpool jets	10	10	5	7	5	7	7	10	8	
Blower jets	10	11	10	10	10	10	10	10	10	
ON/OFF controls	•	•	•	•	•	•	•	•	•	

Key: • supplied as standard o optional * with Spa-Pack

comparison table.

ABSORPTION AND VOLTAGE VALUES

MODELS	CONNECTION	HEATING SYSTEM	STANDARD CONSUMPTION	STANDARD CONSUMPTION RECIRCULATION ONLY
sorgente	single-phase	electric	between 2,400 W and 3,680 W	
seaside 641 HR-HS	single-phase	heat exchanger	2,100 W	240 W
	single-phase	2,100 W electric heater	3,400 W	240 W
	three-phase	2,100 W electric heater	4,500 W (less than 16 A per line)	240 W
seaside 641 HA	single-phase	2,100 W electric heater	2,700 W	400 W
seaside 640	single-phase	heat exchanger	2,100 W	240 W
	single-phase	2,100 W electric heater	3,400 W	240 W
	three-phase	2,100 W electric heater	4,300 W (less than 16 A per line)	240 W
cheers CH1 cheers CH2 cheers CH3 cheers CH4	single-phase	3,000 W electric heater	4,200 W	160 W
	single-phase and ECO function	3,000 W electric heater	3,000 W	160 W
	single-phase	heat exchanger	4,200 W	160 W
	single-phase and ECO function	heat exchanger	3,000 W	160 W
	three-phase	3,000 W electric heater	4,200 W	160 W
	three-phase and ECO function	3,000 W electric heater	3,000 W	160 W
	three-phase	heat exchanger	4,200 W	160 W
	three-phase and ECO function	heat exchanger	3,000 W	160 W
cheers CH1 ECO SUNNY cheers CH2 ECO SUNNY cheers CH3 ECO SUNNY cheers CH4 ECO SUNNY	single-phase	2000 W electric heater	2,100 W	160 W
	single-phase	heat exchanger	1,900 W	160 W

MODELS	CONNECTION	HEATING SYSTEM	STANDARD CONSUMPTION	STANDARD CONSUMPTION RECIRCULATION ONLY	
mirror 630 HU	single-phase	NA	4,500 W	-	
	VR - YR	three-phase	9 kW electric heater	14,600 W (less than 16 A per line)	900 W
	VS - YS	three-phase	heat exchanger	5,400 W (less than 16 A per line)	900 W
mirror 620 HU	single-phase	NA	3,700 W	800 W	
	VR - YR	three-phase	9 kW electric heater	14,600 W (less than 16 A per line)	900 W
	VS - YS	three-phase	heat exchanger	5,400 W (less than 16 A per line)	900 W
commercial SPA-PACK P013	three-phase	9,000 W electric heater	13,000 W	900 W	
	three-phase	heat exchanger	4,500 W	900 W	

designer colours.

TEUCO MINI-POOLS AND SORGENTE FEATURE THE COLOURS OF THE SEA, THE SKY AND NATURE.
WHICHEVER COMBINATIONS ARE USED, THESE COLOURS ENHANCE THE BEAUTY OF TEUCO DESIGN.

Shell

white (A)

crystal grey (I)

silver white marble (I)

cinnabar (2)

azurite (3)

midnight opal (5)

blue marble (6)

pearl grey (U)
(Sorgente only)

Headrest

grey

Polyurethane cushions (640)

grey

Fabric cushions (640)
Accessible hatch (641)

beige damask

dove-grey

marron glacé

Synthetic vertical slat panelling

grey

mahogany

dark brown

Laminate panelling (640-641)

powder pink

mocha

Sorgente natural stone coverings

slate grey (M1)

pierre gris (M2)

cognac (M3)

absolute black (M4)

Jets and visible parts

white (A)

grey (S)

chrome (N)*

* Internal parts of jets and skimmer are grey.

Cheers jets

chrome (N)**

** Chrome-plated ring and semi-transparent grey interior, grey skimmer.

Insulating cover

ice white

dark brown

cloud grey

Sorgente jets

(A) on white tub

(R) on pearl grey tub

Commercial jets

white

The products listed in this Teuco catalogue are designed for home use. If used as a public facility, the relevant organisation must guarantee compliance with the technical and safety-related instructions provided by Teuco, in addition to all current specific legal requirements relating to system set-up, safety and water treatment in the country where the Teuco mini-pool is to be used.

The colours in this catalogue may not exactly match the actual colours of the product, due to the limiting factors involved in printing them on paper.

guarantees and service.

SERVICE NETWORK

If you order a Teuco hydrospace, our Technical Service Centre is at your disposal both prior to and after your purchase. To find your nearest Service Centre, visit our website: www.teuco.com

TEUCO CONVENTIONAL GUARANTEE

Teuco provides complete and constant assistance: **a 24-month** guarantee on all products from the date of delivery. The guarantee covers conformity, design, material, manufacturing and operating defects. The Conventional Guarantee is only valid for products installed in the same Country or State in which they were purchased. The Conventional Guarantee is not valid for products purchased in Russia, for which a specific Guarantee valid for that particular country applies. For its hydrospace, Teuco provides a **7-year** guarantee on the acrylic material used to make them; for further details and to download the full terms and conditions of the guarantee, please visit: www.teuco.com

CONVENTIONAL GUARANTEE ACTIVATION AND VALIDITY

Activating the guarantee is easy. Simply register **by no later than 30 (thirty) days** from the date of purchase of the product, on the website: www.teuco.com. You will need to provide your name, the address of the point of installation of the product and its serial number.

The photographic reproduction of the colour shades
may not match the actual hue perfectly.

The information and characteristics specified in this catalogue
are indicative and do not bind Teuco Guzzini S.p.A.,
which reserves the right to make any changes
without prior notice and without any obligation to update.
For technical documentation, please visit the website:
www.teuco.com

concept and design
AdmCom